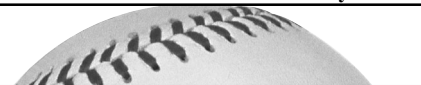


Sun Devil Baseball 2001



Arizona State Sun Devil Position Player Notes

--Players in Alphabetical Order--

10 - Rod Allen (Fr., R/R, Phoenix, Ariz., Desert Vista High School)

LF/DH

Season: .387 (65x168) **Pac-10:** .380 (30x79) **Last 5 Games:** .421 (8x19) **Bases Loaded:** .417 (5x12) **Last HR:** UCLA (5/18)
Streak: 7 Games (10x29) **Non-Conf.:** .393 (35x89) **Last 10 Games:** .279 (12x43) **RISP:** .343 (24x70) **Multi-Hit:** 20 games

2001 Notes: Named first team All-Pac-10 and is a strong candidate for Freshman All-American... leads team with .387 batting average... hit .380 in Pac-10 play and is among the top 10 hitting in the conference... has recorded a hit in 39 of his 47 games played this year... also recorded at least one RBI in 26 games this year... his 18 extra base hits rank third most on the team... with runners on base is hitting .343 (36x105) and with two outs is hitting at a .490 clip... is a .343 hitter with runners in scoring position... second on the team with five home runs, his last being a three-run home run vs. UCLA (5/18)...has recorded 20 multi-hit games, with a career high four-hit game coming 4/17 at New Mexico State... also hit his first career grand slam in that game... currently has a seven-game hitting steak in which he is hitting .345 (10x29)... started his career with a bang, recording a hit in 17 straight games (2/2-3/18)... hit .450 (27x60) during that streak with 21 RBI, 16 runs and seven doubles... also had a seven game streak (4/13-4/24) in which he hit a robust .519 (14x27) with 13 RBI and two home runs... had a career day at the plate vs. NMSU (4/17), going 4-for-5 with five RBI and four runs scored... was ranked as high as 21st in the NCAA in batting (4/27)... his father, Rod Allen Sr., is a broadcaster for the Arizona Diamondbacks.

Year	AVG	GP	GS	AB	R	H	2B	3B	HR	RBI	TB	SLG%	BB	HBP	SO	GDP	OB%	SF	SH	SB	ATT	PO	A	E	FLD%
2001	.387	48	39	168	39	65	12	1	5	47	94	.560	11	8	18	4	.440	4	0	5	10	36	7	2	.956

15 - Brooks Conrad (Jr., B/R, Spring Valley, Calif., Monte Vista High School)

2B/SS

Season: .286 (59x206) **Pac-10:** .284 (25x88) **Last 5 Games:** .211 (4x19) **Bases Loaded:** .333 (3x9) **Last HR:** Wash (5/13)
Streak: 1 Game (1x4) **Non-Conf.:** .288 (34x118) **Last 10 Games:** .262 (11x42) **RISP:** .297 (22x74) **Multi-Hit:** 13 games

Career vs. Postseason: Struggled in the postseason last year, hitting just .062 (1x16) in the NCAA Regionals held in Tempe. **2001 Notes:** Named first team All-Pac-10 for second straight year... a junior switch-hitter who has started at least one game at all four infield positions this year (1B/2B/SS/3B)... has started 54 of ASU's 55 games... hitting .286 with 13 multi-hit games... longest hitting streak of the year was a 14-game streak to start the season in which he was 21-for-53... also had a seven-game hitting streak (10x32) from May 1-18... has recorded a hit in 42 of his 54 games this year... also has an RBI in 23 games... has belted four home runs this year, with two coming against Arizona in the series opener on April 27... his first home run of that game landed across Rural Road, an estimated 475 feet from home plate... as a switch-hitter, is batting .303 from the right side and .279 from the left side... a .297 hitter with runners in scoring position... had season-high five RBI vs. Duke (2/10)... also chipped in four RBI vs. USC (4/8) with two hits... last year (2000) became only one of 18 players in Packard Stadium history to hit a home run over the "Green Monster" batting eye in center field... ranks third in the Pac-10 with his team-leading 31 walks.

Year	AVG	GP	GS	AB	R	H	2B	3B	HR	RBI	TB	SLG%	BB	HBP	SO	GDP	OB%	SF	SH	SB	ATT	PO	A	E	FLD%
1999	.340	45	19	94	27	32	4	0	1	22	39	.415	23	1	26	0	.463	3	0	5	5	33	33	6	.917
2000	.336	59	59	226	72	76	16	4	10	67	130	.575	36	11	47	5	.442	5	0	13	17	121	142	12	.956
2001	.286	55	54	206	48	59	15	3	4	38	92	.447	35	11	30	5	.410	4	3	15	18	90	124	13	.943
TOTALS	.317	159	132	526	147	167	35	7	15	127	261	.496	94	23	103	10	.434	12	3	33	40	244	299	31	.946

3 - Chris Duffy (Jr., L/L, Glendale, Ariz., Mountain Ridge HS/South Mountain CC)

CF

Season: .374 (70x187) **Pac-10:** .386 (39x101) **Last 5 Games:** .417 (10x24) **Bases Loaded:** .364 (4x11) **Last HR:** UCLA (5/20)
Streak: 5 games (10x24) **Non-Conf.:** .360 (31x86) **Last 10 Games:** .422 (19x45) **RISP:** .354 (23x65) **Multi-Hit:** 25 games

2001 Notes: 2001 first-team All-Pac-10 selection... has been one of ASU's most consistent hitters in his rookie campaign with the Sun Devils... has notched 25 multi-hit games in only 45 starts, with 11 coming in his last 17 games... has three consecutive multi-hit games after finishing the regular season hot with a 8-for-15 weekend vs. UCLA (.533)... has two grand slam home runs in the last week of the season... hit 10th inning slam to lift ASU to 11-6 win over Washington (5/12) and hit second-inning slam vs. UCLA Sunday... currently has a five-game hitting streak in which he has collectively gone 10x24 (.417) with six RBI... has a hit in 15 of his last 16 games and has only gone hitless in seven of his 46 games played this year... also had a ASU season high 19-game streak (2/16-3/30) in which he hit .378 (28x74)... currently third on the team with a .374 batting average... started the season injured with a sprained MCL in his right knee... returned to the lineup Feb. 13 in a pinch-hitting appearance vs. New Mexico State (groundout)... has recorded a hit in 39 of his 46 games played this year... third on the team with two triples... belted first career home run April 24 vs. Gonzaga (solo)... started season as a switch-hitter, but is batting only from the left side since Mar. 16... a .375 hitter with runners on base and a .354 hitter with runners in scoring position... 4-for-11 with the bases loaded... rated as having the best outfield arm and as the fastest baserunner by Baseball America when they handed out their preseason awards... is 14-for-18 on the year stealing bases.

Year	AVG	GP	GS	AB	R	H	2B	3B	HR	RBI	TB	SLG%	BB	HBP	SO	GDP	OB%	SF	SH	SB	ATT	PO	A	E	FLD%
2001	.374	46	45	187	42	70	5	2	3	34	88	.471	22	6	31	2	.452	2	5	19	24	86	4	2	.978



Sun Devil Baseball 2001

Arizona State Sun Devil Position Player Notes

--Players in Alphabetical Order--

19 - Steve Garrabrants (Fr., R/R, Phoenix, Ariz., Moon Valley High School)

LF/SS/2B

Season: .312 (43x138) **Pac-10:** .241 (7x29) **Last 5 Games:** .000 (0x1) **Bases Loaded:** .250 (2x8) **Last HR:** None
Streak: 0 games (0x1) **Non-Conf.:** .330 (36x109) **Last 10 Games:** .200 (1x5) **RISP:** .355 (22x62) **Multi-Hit:** 13 games

2001 Notes: A freshman with tremendous bat speed that has been compared to former Sun Devil All-American Willie Bloomquist... hitting .312 overall on the year with a team-leading five triples... 16-for-25 on the year stealing bases... has recorded a hit in 25 games this year... has started 33 games this year with 15 coming at second base, three at shortstop, four at designated hitter and 11 in left field... has recorded three hits (career high) four times in 2001... was 3-for-3 vs. New Mexico State (2/13)... also had three hits and two RBI vs. Oral Roberts (3/6)... walked four time vs. Tennessee (5/1)... has been clutch with runners in scoring position, going 21-for-60... has two stolen bases in four games this year, including back-to-back games vs. NMSU and Creighton (2/13-2/16)... set Arizona high school record last year with 51 stolen bases... was ranked as high as second in the Pac-10 with his five triples... tied for the ASU freshman record with 16 stolen bases.

Year	AVG	GP	GS	AB	R	H	2B	3B	HR	RBI	TB	SLG%	BB	HBP	SO	GDP	OB%	SF	SH	SB	ATT	PO	A	E	FLD%
2001	.312	46	33	138	31	43	5	5	0	23	58	.420	20	2	25	1	.401	2	1	16	25	39	50	6	.937

4 - Mike Lopez (Sr., R/R, Phoenix, Ariz., Maryvale High School/Yavapai JC)

3B

Season: .349 (52x149) **Pac-10:** .208 (11x53) **Last 5 Games:** .368 (7x19) **Bases Loaded:** .417 (5x12) **Last HR:** ARIZ (4/28)
Streak: 7 games (12x25) **Non-Conf.:** .427 (41x96) **Last 10 Games:** .429 (12x28) **RISP:** .347 (26x75) **Multi-Hit:** 15 games

2001 Notes: Named All-Pac-10 Honorable Mention... Jim Brock/Mr. Sun Devil Award winner at team banquet... one of ASU's hottest hitters through April, has cooled off as of late with only three hits in last seven games... had eight-game hitting streak in which he has gone 13-for-29 snapped 5/13 at Washington... second in the Pac-10 with 19 doubles... provided game-winning sacrifice fly vs. Arizona in 6-5 win in 10 innings (4/29)... named Pac-10 Player of the Week (4/23-4/29) after hitting .500 over five games... one of ASU's top hitters with runners in scoring position (.347)... has notched 15 multi-hit games this year and 11 multi-RBI games... is second on the squad with 49 RBI in 2001... had a career game vs. Creighton (2/18) in which he was 4-for-5 with three doubles and seven RBI... has tormented non-conference opponents with a .427 batting average and 36 RBI... has started 51 games, with all but one coming at third base... also tied for third most home runs with three... provided game-tying run with solo home run vs. Southern Utah (4/4) in eighth inning to spark comeback win... solid at third base with 11 errors in 119 total chances... has 15 multi-hit games and 11 multi-RBI games to his credit this season... batting .400 when leading off an inning and a .471 hitter with the bases loaded (5x12)... hit only .250 on the road, but was a .347 hitter at Packard Stadium this year.

Year	AVG	GP	GS	AB	R	H	2B	3B	HR	RBI	TB	SLG%	BB	HBP	SO	GDP	OB%	SF	SH	SB	ATT	PO	A	E	FLD%
2000	.370	45	40	138	44	51	12	2	6	49	85	.616	18	15	21	3	.480	4	3	3	4	28	74	8	.927
2001	.316	53	51	174	45	55	19	0	3	49	83	.477	30	12	26	4	.439	5	5	5	7	32	76	11	.908
TOTALS	.340	98	91	312	89	106	31	2	9	98	168	.538	48	27	47	7	.457	9	8	8	11	60	150	19	.917

7 - Jonah Martin (Sr., R/R, Waianae, Hawai'i., Kamehameha HS/LA City CC)

LF/RF

Season: .327 (32x98) **Pac-10:** .182 (4x22) **Last 5 Games:** 1.000 (1x1) **Bases Loaded:** .250 (1x4) **Last HR:** None
Streak: 1 game (1x1) **Non-Conf.:** .368 (28x76) **Last 10 Games:** .500 (3x6) **RISP:** .333 (13x39) **Multi-Hit:** 8 games

Career Postseason: One of ASU's top hitters during the 2000 NCAA Regional held at Packard Stadium... went 5-for-14 with three runs scored and two triples in the four games. **2001 Notes:** ASU's fifth leading hitter with a .327 batting average... is 10-for-12 stealing bases this year... has recorded a hit in 23 of his 40 games played this year... was a regular starter to begin the season, but has moved to a reserve role lately... started the season with hits in 11 consecutive games (1/26-2/17), going 15-for-40 in those games... has 11 more hit-by-pitch in 2001 to add to his school record of 29 in 2000... ranked in the top 10 in the Pac-10 with his 11 HBP... also ranks high with .500 on-base percentage... leads team and is third in the Pac-10 with seven sacrifice bunts... led off 11th inning vs. Oral Roberts with a single to start three-run rally to lead ASU to 5-2 win (4/19)... season-best 3-for-5 game vs. Duke (2/9) with two runs... 2-for-3 in his last start vs. Tennessee (5/1)... has started 33 games for ASU in 2001, with 16 in right field, 16 in left field and one at designated hitter... with runners on base is hitting .388 (19x49) and with runners in scoring position is a .333 hitter with 16 RBI.

Year	AVG	GP	GS	AB	R	H	2B	3B	HR	RBI	TB	SLG%	BB	HBP	SO	GDP	OB%	SF	SH	SB	ATT	PO	A	E	FLD%
2000	.325	57	57	194	63	63	3	7	2	29	86	.443	23	29	36	2	.466	1	6	19	24	59	3	4	.939
2001	.327	42	33	98	35	32	5	1	0	17	39	.398	24	11	25	2	.500	1	7	10	12	29	1	2	.938
TOTALS	.325	99	90	292	98	95	8	8	2	46	125	.428	47	40	61	4	.478	2	13	29	36	88	4	6	.939



Sun Devil Baseball 2001

Arizona State Sun Devil Position Player Notes

--Players in Alphabetical Order--

17 - Ryan McKenna (Fr., L/R, Elgin, Ill., Larkin High School)

OF

Season: .283 (13x46) **Pac-10:** .300 (6x20) **Last 5 Games:** .250 (3x12) **Bases Loaded:** .500 (2x4) **Last HR:** None
Streak: 1 game (1x3) **Non-Conf.:** .269 (7x26) **Last 10 Games:** .348 (8x23) **RISP:** .333 (7x21) **Multi-Hit:** 4 games

2001 Notes: A freshman outfielder with a tremendous work ethic... has come on strong late in the season with six starts since May 2... is hitting .283 on the year with four multi-hit games... was 1-for-3 with a two-run single in the regular season finale vs. UCLA... had back-to-back multi-hit games vs. Tennessee (5/2) and Washington (5/12)... tabbed first career extra base hit with double vs. UW (5/12)... 2-for-2 in reserve role vs. Creighton (2/16)... hitting .312 with runners on base and .500 with the bases loaded (2x4) with four RBI... awarded the Player Development MVP at the end of the year banquet... had good speed and solid outfield skills... a typical Murphy player who is hard-nosed and gets on base.

Year	AVG	GP	GS	AB	R	H	2B	3B	HR	RBI	TB	SLG%	BB	HBP	SO	GDP	OB%	SF	SH	SB	ATT	PO	A	E	FLD%
2001	.283	28	9	46	12	13	1	0	0	8	14	.304	11	1	8	1	.431	0	0	2	3	18	0	0	1.000

22 - Casey Myers (Sr., R/R, Case Grande, Ariz., Case Grande High School)

C

Season: .386 (83x215) **Pac-10:** .330 (29x88) **Last 5 Games:** .200 (4x20) **Bases Loaded:** .267 (4x15) **Last HR:** NMSU (4/17)
Streak: 1 game (1x5) **Non-Conf.:** .425 (54x127) **Last 10 Games:** .263 (10x38) **RISP:** .385 (37x96) **Multi-Hit:** 28 games

Career in NCAA Tournament: Hit .357 last year in the NCAA Regional with two home runs and eight RBI... one of four players left from the 1998 College World Series team... hit .353 in 1998 postseason play with one home run and four RBI. **2001 Notes:** Became only third player in Pac-10 history to win Player of the Year Award twice... named 2001 Pac-10 Player of the Year... a semifinalist for Dick Howser Award, Rotary Smith Award and Johnny Bench Catcher of the Year Award... singled to left field in his last at-bat at Packard Stadium... named first-team District VIII Academic All-American for third straight year... earned highest Academic baseball award last year as Academic All-American of the Year... earned two degrees when he graduated in May, in economic and math... scored a perfect 800 on math portion of SAT's out of high school... recently became only the third player in ASU history to reach 300 hits in a career... now has 308 in his career and is just 13 shy of school record... needs only 11 RBI to match Pac-10 and ASU career RBI record of 283 set by Andrew Beinbrink (1996-99)... currently second in school and Pac-10 history with 272 career RBI... his 485 total bases ranks fourth in school history and his 38 home runs are sixth best... has 28 multi-hit games this year and now has 94 in his ASU career... has been ranked as high as second in the Pac-10 and 24th in the nation in batting average this year... third in Pac-10 with 83 hits and ranks in top 10 with .544 slugging percentage... leads the conference with nine sacrifice flies... has a hit in 42 of ASU's 55 games and at least one RBI in 33 games... has started all 55 games behind the plate for the Devils... calls his own pitches... has recorded 11 three-hit games this year... dating back to the start of last year (2000), Myers is hitting at an incredible .414 clip with 24 home runs and 159 RBI in 107 games... has recorded four games with four RBI this year... was 3-for-3 with two RBI vs. Tennessee (5/1) to pass 300 career hits... hit sixth home run of the year 4/17 at New Mexico State... was 4-for-5 with two RBI and two runs scored vs. Oral Roberts (3/6)... tore up non-conference opponents for a .445 average (54x127)... his 63 career doubles are fourth most in school history... had 12-game hitting streak to start the year in which he hit .529 (16x51) with 25 RBI.

Year	AVG	GP	GS	AB	R	H	2B	3B	HR	RBI	TB	SLG%	BB	HBP	SO	GDP	OB%	SF	SH	SB	ATT	PO	A	E	FLD%
1998	.386	51	48	184	35	71	17	0	8	58	112	.609	20	7	36	7	.450	7	1	1	1	55	0	0	1.000
1999	.329	51	46	170	39	56	11	0	6	51	85	.500	25	11	24	7	.434	6	1	1	4	163	9	2	.989
2000	.412	59	59	238	71	98	19	0	18	97	171	.718	34	16	24	13	.502	7	0	4	5	460	54	2	.996
2001	.386	55	55	215	49	83	16	0	6	66	117	.544	34	9	19	8	.472	9	1	2	3	486	39	8	.985
TOTALS	.382	216	208	807	194	308	63	0	38	272	485	.601	113	43	103	35	.468	29	3	8	13	1164	102	12	.991

20 - Jeff Phelps (Sr., R/R, Yuma, Ariz., Kofa High School)

1B/3B/DH

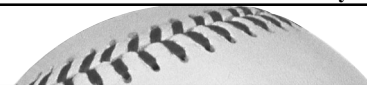
Season: .302 (54x179) **Pac-10:** .253 (24x95) **Last 5 Games:** .333 (7x21) **Bases Loaded:** .250 (1x4) **Last HR:** NMSU (4/17)
Streak: 3 games (6x14) **Non-Conf.:** .357 (30x84) **Last 10 Games:** .289 (11x38) **RISP:** .286 (22x77) **Multi-Hit:** 18 games

Career in NCAA Tournament: One of four remaining player from 1998 College World Series team... hit .294 in Regional action last year vs. Texas and Miami (Ohio) with five hits and two RBI... hit .333 in nine postseason starts in 1998, going 13x39 with two home runs and 16 RBI... hit home run in National Championship game vs. USC... also had three doubles as a freshman in NCAA play. **2001 Notes:** Has started 44 games in 2001, with 19 starts at first base, three at third base and 15 at designated hitter... sidelined through early part of the season with a pulled hamstring... has struggled in Pac-10 play with a .253 batting average, but came on strong with six hits in UCLA series to close out regular season... was a .357 hitter in non-conference games... only HR came against NMSU (4/17) following Rod Allen's grand slam... has 18 multi-hit games in 2001, with four in the last seven games... had season-best 3-for-4 game with four RBI vs. Duke (2/10)... also tabbed four RBI off the bench in a 14-4 win over WSU (4/14)... currently sixth in ASU history with 56 career doubles... tied for second in Pac-10 with 19 doubles in 2001.

Year	AVG	GP	GS	AB	R	H	2B	3B	HR	RBI	TB	SLG%	BB	HBP	SO	GDP	OB%	SF	SH	SB	ATT	PO	A	E	FLD%
1998	.348	51	40	155	33	54	10	2	5	39	83	.535	26	1	31	1	.445	0	1	7	9	279	15	4	.987
1999	.302	47	27	106	34	32	10	1	3	30	53	.500	26	5	25	3	.450	3	0	0	1	164	26	2	.990
2000	.362	59	59	224	54	81	17	4	8	60	130	.580	38	6	37	3	.461	3	0	3	4	332	46	5	.987
2001	.302	47	44	179	24	54	19	1	1	29	78	.436	10	5	27	7	.354	1	1	4	7	199	28	5	.978
TOTALS	.333	204	170	664	145	221	56	8	17	158	344	.518	100	17	120	14	.429	7	2	14	21	974	115	16	.986



Sun Devil Baseball 2001



Arizona State Sun Devil Position Player Notes

--Players in Alphabetical Order--

6 - Mel Stocker (Jr., B/R, Tucson, Ariz., Cholla High School/Pima JC)

RF/LF

Season: .245 (26x106) **Pac-10:** .176 (6x34) **Last 5 Games:** .000 (0x2) **Bases Loaded:** .250 (1x4) **Last HR:** None
Streak: 0 games (0x11) **Non-Conf.:** .278 (20x72) **Last 10 Games:** .000 (0x3) **RISP:** .308 (12x39) **Multi-Hit:** 8 games

Career in NCAA Tournament: ASU's leading returning hitter in postseason play... starting at third base last year for injured Mike Lopez, Stocker filled in nicely with six hits in 14 at-bats, a double and three RBI. **2001 Notes:** A speedster for ASU who has started 33 games for Arizona State this year... ASU is 5-5 in his 10 starts in the leadoff spot in the lineup... at one point led the Pac-10 with 18 stolen bases, but has only one since March 24... tied a school record with four stolen bases in a game vs. Southern Utah (2/01)... has seven multi-hit games in 2001 and has connected on three doubles and one triple... drawn 23 walks and has been hit by 11 pitches to add to a .426 on-base percentage.... has maintained a .984 fielding percentage in right field... had a clean steal of home and an amazing diving catch at Oregon State (3/25)... season high three hits vs. Duke (2/10)... had three RBI with only triple of the year vs. Southern Utah (2/2)... was hitting .400 through his first 12 games of 2001.

Year	AVG	GP	GS	AB	R	H	2B	3B	HR	RBI	TB	SLG%	BB	HBP	SO	GDP	OB%	SF	SH	SB	ATT	PO	A	E	FLD%
2000	.344	49	27	122	38	42	3	4	1	26	56	.459	21	7	14	3	.464	1	3	8	10	48	14	4	.939
2001	.245	49	33	106	32	26	3	1	0	15	31	.292	23	11	13	0	.426	1	5	18	20	62	0	1	.984
TOTALS	.298	98	60	228	70	68	6	5	1	41	87	.382	44	18	27	3	.445	2	8	26	30	110	14	5	.961

39 - Nick Walsh (L/R, RS-Fr., Alamo, Calif., De La Salle High School)

Utility/DH

Season: .287 (23x80) **Pac-10:** .225 (9x40) **Last 5 Games:** .200 (3x15) **Bases Loaded:** .500 (2x4) **Last HR:** WSU (4/13)
Streak: 0 games (0x11) **Non-Conf.:** .350 (14x40) **Last 10 Games:** .314 (11x35) **RISP:** .345 (10x29) **Multi-Hit:** 6 games

2001 Notes: A sparkplug at the top of the lineup for ASU as of late... has 14 walks in the last seven games... has led off a game for ASU with a walk in five of his last nine starts... the Devils are 12-4-1 when Walsh hits leadoff... has 15 of his 23 hits on the season in the last 17 games... currently riding a hot bat with multi-hit games in three consecutive contests... set career high with three hits vs. Arizona (4/29) and matched it two games later vs. Tennessee (5/2)... added third three-hit game of the year vs. Washington (5/14)... scored career-high four runs vs. Tennessee (5/2)... ASU's best pinch-hitter during 2001 while hitting at a .421 clip (8x19) in that role... has provided three game-winning hits during his freshman campaign... hit two-run single through left side vs. Cal State Fullerton (2/23)... also capped a come-from-behind win vs. Cal in front of his family and friends with a two-run single in the ninth inning (3/17)... hit first career home run in seventh inning to lift ASU to 4-3 win over Washington State (4/13)... has started 13 consecutive games heading into postseason play.

Year	AVG	GP	GS	AB	R	H	2B	3B	HR	RBI	TB	SLG%	BB	HBP	SO	GDP	OB%	SF	SH	SB	ATT	PO	A	E	FLD%
2001	.287	41	18	80	23	23	3	0	1	15	29	.363	29	4	8	1	.496	0	3	2	5	10	1	1	.917

8 - Jeremy West (Fr., R/R, Las Vegas, Nev., Silverado High School)

1B/DH

Season: .312 (43x138) **Pac-10:** .204 (11x54) **Last 5 Games:** .000 (0x0) **Bases Loaded:** .222 (2x9) **Last HR:** USC (4/6)
Streak: 0 games (0x12) **Non-Conf.:** .381 (32x84) **Last 10 Games:** .000 (0x8) **RISP:** .327 (16x49) **Multi-Hit:** 12 games

2001 Notes: A talented freshman hitter who is in the midst of a 4-for-30 slump... one of ASU's hottest hitters through the early part of the season, hitting .400 until Mar. 26... has started 35 games and played in 47 during his rookie campaign in Tempe... tied for team lead with six home runs, but has not hit one in 51 at-bats dating back to the ninth inning of the April 6 game at USC... started his career with a bang, hitting .376 (32x85) through the first two months of the season... had five of his six home runs in Feb. and Mar... is hitting .367 with runners on base and 333 with runners in scoring position... a candidate for freshman All-America... has hits in 25 of 45 games this year and has at least one RBI in 22 games... has a pair of six-game hitting streaks... hit .467 (7x15) in his first six-game streak (2/9-2/17) and was 14-for-24 during a six-game stretch from 3/3-3/11... was 4-for-5 with four RBI vs. Washington State (4/14)... also had a four-game effort vs. South Florida with two RBI and four runs scored... hit first career home run (solo) Feb. 13 vs. New Mexico State.

Year	AVG	GP	GS	AB	R	H	2B	3B	HR	RBI	TB	SLG%	BB	HBP	SO	GDP	OB%	SF	SH	SB	ATT	PO	A	E	FLD%
2001	.312	47	35	138	34	43	8	4	6	34	77	.558	21	1	22	5	.399	3	0	2	3	235	28	3	.989



Sun Devil Baseball 2001

Arizona State Sun Devil Position Player/Pitchers Notes

--Players in Alphabetical Order--

5 - Dennis Wyrick (So., R/R, Azusa, Calif., Bishop Amat High School)

SS

Season: .368 (60x163) **Pac-10:** .389 (28x72) **Last 5 Games:** .647 (11x17) **Bases Loaded:** .500 (2x4) **Last HR:** None
Streak: 8 games (15x30) **Non-Conf.:** .352 (32x91) **Last 10 Games:** .447 (17x38) **RISP:** .426 (27x68) **Multi-Hit:** 19 games

Career in NCAA Tournament: Hit .250 in four postseason games last year with three hits and one run scored. **2001 Notes:** Heads into postseason play as one of ASU's hottest hitters... is 11-for-17 (.647) in his last five games and is a .447 over his last 10 games... named All-Pac-10 Honorable Mention... put finishing touches on fine regular season with 8-for-11 performance in three-game series vs. UCLA... has eight bunt base hits this year and three sacrifice bunts... named team Defensive MVP... riding a career-high eight-game hitting streak into postseason play... has collectively gone 15-for-30 (.500) during the streak with six RBI... one of ASU's best hitters in clutch situations, hitting .426 (29x68, 27 RBI) with runners in scoring position... also a .500 hitter (2x4) with the bases loaded... has recorded a hit in 35 of 48 games this year... also has at least one RBI in 18 games... with seven doubles has already surpassed his total of two from his 2000 Freshman All-American year... has started 43 games, all at shortstop, in 2001 for ASU... was 2-for-4 with three RBI vs. Gonzaga (4/24)... provided game winning hit in the 11th inning at Oklahoma with a two-run single to lead ASU to 5-3 win... has been one of ASU's streakiest hitters during the year... had a seven-game hitting streak 3/18-4/1 when he hit .500 (12x24), but followed that with a 0-for-17 slump... had his batting average as high as .425 after going 2-for-2 vs. top-ranked Stanford (4/1)... also started the season with a seven-game hitting streak in which he was 11-for-24 (.458).

Year	AVG	GP	GS	AB	R	H	2B	3B	HR	RBI	TB	SLG%	BB	HBP	SO	GDP	OB%	SF	SH	SB	ATT	PO	A	E	FLD%
2000	.317	53	51	161	42	51	2	2	0	29	57	.354	19	1	31	4	.382	5	6	4	6	57	128	13	.934
2001	.368	49	43	163	30	60	8	0	0	27	68	.417	21	3	27	0	.449	0	2	3	5	67	127	15	.928
TOTALS	.343	102	94	324	72	111	10	2	0	56	125	.386	40	4	58	4	.416	5	8	7	11	124	255	28	.931

Arizona State Sun Devil Pitchers Notes

25 - Eric Doble (Sr., R/R, Case Grande, Ariz., Case Grande High School)

RHP

Career vs. Postseason: Was 0-0 with one save in two appearances last year in the NCAA Tournament... **2001 Notes:** After deciding to come back after being drafted in 10th round by Boston Red Sox, has disappointing start by picking up loss on opening day vs. Texas-Arlington with four hits and two runs in one inning... picked up first save of 2001 and the 10th of his career in four-inning stint out of bullpen vs. Duke (2/10)... injured right index finger vs. LSU (3/4) and was out over a month with the injury... returned vs. Cal State Fullerton (4/9), allowing two runs and two hits without recording an out... moved to the starting rotation 4/24 vs. Gonzaga where he has since flourished... first start in over a year produced career high nine strikeouts in five innings vs. Zags (4/24)... in four starts this year is 3-0 with a 3.32 ERA... pitched a career-high six innings in win over Washington that netted four strikeouts... in Pac-10 games is 2-0 with a 4.50 ERA and is 2-0 in his last two starts... averaging 9.90 strikeouts per nine innings pitched... the Devils are 4-0 when Doble starts on the mound this year... with two outs and runners in scoring position, Doble has been especially tough with an opposing batting average of only 0.95 (2x21).

Year	ERA	W	L	APP	GS	CG	SHO	CBO	SV	IP	H	R	ER	BB	SO	2B	3B	HR	BF	B/Avg	WP	HBP
1999	8.69	0	2	16	3	0	0	1	0	29.0	43	35	28	23	30	10	1	2	153	.341	12	2
2000	3.35	3	1	27	0	0	0	2	9	51.0	50	20	19	14	58	8	0	6	213	.259	5	1
2001	5.08	3	2	16	4	0	0	1	1	33.2	39	19	19	13	37	6	0	2	155	.279	4	1
TOTALS	5.23	6	5	59	7	0	0	4	10	113.2	132	74	66	50	125	24	1	10	521	.288	21	4

23 - Mike Esposito (RS-Fr., R/R, Las Vegas, Nev., Cimarron High School)

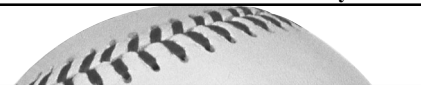
RHP

Career vs. Postseason: Has not pitched in the postseason in his career... **2001 Notes:** Made 2001 debut and return from Tommy John surgery out of the bullpen on Feb. 3 vs. Southern Utah... first five inning came as a reliever, posting a 5.40 ERA... made first start in over a year vs. LSU on Mar. 4, allowing three hits and one run in two innings... first win came in 3.1 inning start vs. Creighton... was phenomenal in first career Pac-10 start at Cal (3/17), picking up the no-decision in allowing only four hits, two runs and striking out six in seven innings... in 12 starts this year has a 5-2 record and 4.10 ERA... emerged as ASU's Friday night starter in later March... started Mar. 30 vs. Stanford, picking up his first career start on the same day, one year removed from when he had Tommy John surgery... had a commanding, six-inning, two hitter (both infield singles) on May 2 at Tennessee that earned him Pac-10 Pitcher of the Week honors... is 4-0 in his last seven starts and has not lost since Mar. 30 start vs. Stanford... has recorded six strikeouts in seven of his 12 starts... opposing hitters are batting only .254 off him... fourth on team with 4.10 ERA... has been stellar on the road this year with a 2-1 record and 2.78 ERA in 32.1 innings away from Packard Stadium... named All-Pac-10 Honorable Mention and ASU Jim Henderson Courage Award winner.

Year	ERA	W	L	APP	GS	CG	SHO	CBO	SV	IP	H	R	ER	BB	SO	2B	3B	HR	BF	B/Avg	WP	HBP
2000	5.00	1	0	2	2	0	0	0	0	9.0	8	6	5	6	14	1	1	0	40	.235	0	0
2001	4.10	5	2	15	12	0	0	0	0	63.2	61	31	29	23	59	5	2	6	277	.254	5	7
TOTALS	4.21	6	2	17	14	0	0	0	0	72.2	69	37	34	29	73	6	3	6	317	.252	5	7



Sun Devil Baseball 2001



Arizona State Sun Devil Pitchers Notes

--Players in Alphabetical Order--

38 - Drew Friedberg (Sr., L/L, Middleton, Wisc., Middleton High School

LHP

Career vs. Postseason: Made one appearance during freshman season en route to ASU's second place finish in the CWS, allowing one run in 0.1 innings of work... **2001 Notes:** Has been dominating out of the bullpen this year with a team-leading 1.88 ERA... has made 24 appearances on the year, all coming out of the bullpen... opposing hitters are batting just .203 against him with just seven extra-base hits in 52.2 innings... is 4-1 on the year with one save... longest outing of the year came in five-inning stint vs. Arizona in which he allowed just three hits and one run... at Cal State Fullerton (2/23) allowed only one hit in three shutout innings... has 54 strikeouts in 52.2 innings this year... is nearing the school career top 10 with 70 pitching appearances in his career... All-America candidate out of the bullpen... picked up first Pac-10 award of career when he was named to Honorable Mention All-Pac-10 team.

Year	ERA	W	L	APP	GS	CG	SHO	CBO	SV	IP	H	R	ER	BB	SO	2B	3B	HR	BF	B/Avg	WP	HBP
1998	6.65	0	0	19	1	0	0	1	0	21.2	28	22	16	14	24	4	0	6	109	.304	4	1
1999	4.07	3	1	17	4	1	1	0	1	42.0	43	23	19	9	29	11	0	5	179	.259	2	1
2000	4.00	1	0	11	5	0	0	1	1	27.0	24	17	12	10	24	3	0	5	120	.231	1	5
2001	1.88	4	1	23	0	0	0	0	1	52.2	39	14	11	11	54	5	0	2	210	.203	3	3
TOTALS	3.64	8	2	70	10	1	1	2	3	143.1	134	76	58	44	131	23	0	18	618	.242	10	10

13 - J.J. Jackson (Fr., R/R, Chandler, Ariz., Chandler High School

RHP

2001 Notes: Has made nine appearances during his freshman year... part of highly touted recruiting class that Baseball America ranked No. 1 in the nation... was the Arizona 5A High School State Player of the Year in 2000... possesses dirty split-fingered fastball that is his "out" pitch... has tallied 13 strikeouts and given up 10 hits in 9.1 innings... has not pitched since April 17 at New Mexico State... a promising pitcher for the future of the ASU program.

Year	ERA	W	L	APP	GS	CG	SHO	CBO	SV	IP	H	R	ER	BB	SO	2B	3B	HR	BF	B/Avg	WP	HBP
2001	8.68	0	0	9	0	0	0	0	0	9.1	10	11	9	9	13	1	0	1	50	.250	3	1

11 - Ty Johnson (Sr., R/R, Englewood, Colo., Cherry Creek High School

RHP

2001 Notes: After suffering mid-season hand injury, has come back strong to pitch in nine games and 12.0 combined innings this year... has 12 strikeouts over the course of the year, including season high four vs. USC on April 6... only other Pac-10 action came when he closed out 17-1 win over Washington (5/14) with two strikeouts in only inning of work... is also a backup catcher for the Devils and is 1-for-2 at the plate this year... received his master's degree in May from Arizona State in secondary education... played for Athlete's In Action last summer... father is head coach of highly acclaimed Cherry Creek High School.

Year	ERA	W	L	APP	GS	CG	SHO	CBO	SV	IP	H	R	ER	BB	SO	2B	3B	HR	BF	B/Avg	WP	HBP
1997	14.54	2	0	4	0	0	0	0	0	4.1	10	7	7	2	3	0	0	3	23	.476	1	0
2000	6.75	1	0	6	0	0	0	0	0	6.2	11	5	5	4	5	4	0	0	33	.407	1	2
2001	6.00	0	0	9	1	0	0	0	0	12.0	13	8	8	9	12	1	0	2	60	.283	1	5
TOTALS	7.83	3	0	19	1	0	0	0	0	23.0	34	20	20	15	20	5	0	5	116	.362	3	7

27 - Bryce Kartler (So., L/L, Phoenix, Ariz., Shadow Mountain High School


LHP

2001 Notes: Leads ASU with four saves on the year and has five now in his career... has a overall 6.23 ERA, making 21 appearances with two starts in 2001... first start of the year came vs. Tennessee in Knoxville with three innings of work... also started vs. Nevada... picked up first save of the year at Cal State Fullerton (2/23)... closed out regular season ending win vs. UCLA with fourth save of 2001... strong three-inning outing of shutout and hitless baseball vs. Cal (3/16)... has recorded 33 strikeouts in 34.2 innings of work... left-handed hitters are hitting only .237 off of him... possesses dangerous curve ball... playing for Alexandria in Northwoods League this summer.

Year	ERA	W	L	APP	GS	CG	SHO	CBO	SV	IP	H	R	ER	BB	SO	2B	3B	HR	BF	B/Avg	WP	HBP
2000	6.61	0	1	9	2	0	0	0	1	16.1	22	14	12	14	19	6	2	1	87	.310	1	2
2001	6.23	0	0	21	2	0	0	0	4	34.2	41	27	24	20	33	4	2	1	163	.313	2	6
TOTALS	6.35	0	1	30	4	0	0	0	5	51.0	63	41	36	34	52	10	4	2	250	.312	3	8



Sun Devil Baseball 2001



Arizona State Sun Devil Pitchers Notes

--Players in Alphabetical Order--

59 - Aaron Klusman (RS-Fr., R/R, Phoenix, Ariz., Brophy Prep High School)

RHP

2001 Notes: Named All-Pac-10 honorable mention... second on ASU pitching staff with 3.34 ERA... has recorded 49 strikeouts in 35.0 innings pitched... is 1-0 on the year with two saves... had career long and best outing vs. Washington State (4/14) when he struck out 10 in six innings out of the bullpen to pick up first career win... picked up first career save vs. Gonzaga (4/23)... also saved 5/13 game at Washington with three strong innings, allowing only two hits and one unearned run.

Year	ERA	W	L	APP	GS	CG	SHO	CBO	SV	IP	H	R	ER	BB	SO	2B	3B	HR	BF	B/Avg	WP	HBP
2001	3.34	1	0	24	0	0	0	0	2	35.0	28	15	13	19	49	1	0	3	155	.212	2	2

12 - Ryan Schroyer (Fr., R/R, Oracle, Ariz., Canyon del Oro High School)

RHP

2001 Notes: Started freshman year with stellar outing vs. Southern Utah, striking out nine and picking up win in start vs. Southern Utah (2/3)... was in the starting rotation for three starts before moving to the bullpen... has not pitched since 4/19 start at Oral Roberts... had 18 strikeouts in first three starts of the year... is 2-2 on the year with a 6.59 ERA... did not dress for the UCLA series due to sickness... was a 16th round draft choice by the Detroit Tigers out of high school... will play in the Cape Cod League this summer for Fallmouth.

Year	ERA	W	L	APP	GS	CG	SHO	CBO	SV	IP	H	R	ER	BB	SO	2B	3B	HR	BF	B/Avg	WP	HBP
2001	6.59	2	2	12	7	0	0	1	0	27.1	26	20	20	21	29	7	2	1	131	.252	1	4

55 - Jon Switzer (Jr., L/L, Houston, Texas., Clear Lake High School)

LHP

Career Postseason: Was 0-1 with a 11.81 ERA last year in the regionals in Tempe vs. Texas. **2001 Notes:** A dominating lefty who is second in the Pac-10 with 124 strikeouts... 2000 Team USA member who is 5-5 with a 3.75 ERA this year... has recorded six games with more than 10 strikeouts this season, including career high 13 in second start of 2001 vs. Southern Utah... in that game vs. SUU he struck out 13 of the 16 batters he faced, and at one point struck out eight in a row... matched career high with 134 K's in 2-1 loss to Washington State (4/12)... has been tough-luck pitcher in 2001, with ASU scoring only one run in four of his five losses... had strong seven-inning start with 12 strikeouts in last regular season start vs. UCLA (5/19), but ASU lost 3-1... opposing hitters are batting only .249 off him... expected to be a high draft choice in MLB June amateur draft... ranked as 19th prospect in College Baseball by Baseball America at midseason report... touches 92-94 with fastball and has developed a solid split-fingered fastball... 2001 All-Pac-10 Honorable Mention.

Year	ERA	W	L	APP	GS	CG	SHO	CBO	SV	IP	H	R	ER	BB	SO	2B	3B	HR	BF	B/Avg	WP	HBP
1999	4.12	7	4	25	9	0	0	0	0	87.1	89	47	40	29	78	8	2	10	387	.263	2	13
2000	3.89	11	3	22	19	2	0	2	0	115.2	99	60	50	46	121	22	0	14	511	.228	1	23
2001	3.75	5	5	18	17	1	0	0	0	96.0	89	50	40	41	124	15	3	5	418	.249	10	11
TOTALS	3.91	23	12	65	45	3	0	2	0	299.0	277	157	130	116	323	45	5	29	1316	.245	13	47

54 - Andy Torres (Jr., R/R, Bell Gardens, Calif., East Los Angeles CC)


RHP

2001 Notes: A crafty right-hander who has been ranked among the Pac-10's top pitchers with 12 wins... trails only Mark Prior with his 12 wins on the season... has been ranked in the top 10 consistently in the NCAA in pitching wins... started the year hot with a 5-0 record... nine of first 10 appearances came as a starter, but has since moved to the bullpen and has not started since Mar. 26 at Oregon State... was 6-3 with a 4.76 ERA in 45.1 innings as a starter... has been dominating out of the bullpen with a 6-1 record, one save and a 3.46 ERA out of the bullpen in 39.0 innings... second on the team with 72 strikeouts in 84.1 innings pitched... had seven strikeouts and allowed 10 hits in career-long, eight-inning outing vs. Creighton (2/18) when he improved to 5-0 on the year... longest relief outing of the year was 5.1 innings of masterful pitching at Tennessee (5/1) in which he allowed only two earned runs and struck out seven before ASU fell to the nationally ranked Volunteers in 10 innings... leads the ASU pitching staff with nine home runs allowed... fast worker on the mound with good command and movement of fastball... has similar pitching tendencies to Atlanta Braves Greg Maddux, moving fastball in, around and up to baffle hitters... especially strong against right-handed hitters in 2001... came to ASU from East Los Angeles CC where he was 11-2 last year... enrolled in January.

Year	ERA	W	L	APP	GS	CG	SHO	CBO	SV	IP	H	R	ER	BB	SO	2B	3B	HR	BF	B/Avg	WP	HBP
2001	4.16	12	4	25	9	0	0	0	1	84.1	93	46	39	27	72	17	3	9	369	.281	0	8



Sun Devil Baseball 2001



Position Players Single-Game Career and 2001 Highs

#3 Chris Duffy

Category	2001 Best	Career Best (last)
At Bats	6 (USC; 4/8)	Same
Runs	3 (Washington; 5/14)	Same
Hits	3 - 8x (UCLA; 5/20)	Same
RBI	6 (Washington; 5/12)	Same
BB	2 - 3x (Washington; 5/13)	Same
SB	2 - 3x (UCLA; 5/18)	Same
2B	1 - 3x (Cal; 3/16)	Same
HR	1 - 3x (UCLA; 5/20)	Same

#4 Mike Lopez

Category	2001 Best	Career Best (last)
At Bats	5 - 5x (Tennessee; 5/2)	5 - 10x (Tennessee; 5/02/01)
Runs	3 - 3x (USC; 3/9)	3 - 3x (Okla; 4/25/00)
Hits	4 (CU; 2/18)	4 (Maine; 3/16/00)
RBI	7 (CU; 2/18)	7 (Creighton; 2/18/01)
BB	4 (NMSU; 2/13)	4 (NMSU; 2/13/01)
SB	1 (5 times)	1 - 8x (Cal; 3/17/01)
2B	3 (CU; 2/18)	3 (Creighton; 2/18/01)
HR	1 - 3x (Arizona; 4/28)	2 (Arizona; 3/04/00)

#5 Dennis Wyrick

Category	2001 Best	Career Best (last)
At Bats	5 - 3x (ORU; 4/19)	5 - 5x (ORU; 4/19/01)
Runs	3 (Washington; 5/14)	3 (Washington; 5/14/01)
Hits	3 - 5x (UCLA; 5/18)	4 (UCLA; 4/20/00)
RBI	3 (OKLA; 4/18)	3 - 3x (Oklahoma; 4/18/01)
BB	2 (LSU; 3/3)	3 (Cal; 3/25/00)
SB	1 (1 time)	1 - 4x (UW; 5/14/00)
2B	1 - 6x (STAN; 4/01)	1 - 8x (STAN; 4/01)
HR	None	None

#6 Mel Stocker

Category	2001 Best	Career Best (last)
At Bats	5 - 2x (OSU; 3/24)	6 - 3x (Arizona; 5/21/00)
Runs	3 (SUU; 2/1)	4 (SUU; 2/25/00)
Hits	3 (Duke; 2/10)	4 - 2x (UW; 5/13/00)
RBI	3 (SUU; 2/2)	5 (SUU; 2/27/00)
BB	3 (SUU; 2/3)	3 - 2x (SUU; 2/03/01)
SB	4 (SUU; 2/1)	4 (SUU; 2/01/01)
2B	1 - 3x (Cal; 3/16)	1 - 6x (Cal; 3/16/01)
3B	1 (SUU; 2/2)	2 (UW; 5/13/00)

#7 Jonah Martin

Category	2001 Best	Career Best (last)
At Bats	5 - 2x (Duke; 2/9)	5 - 10x (Duke; 2/9)
Runs	3 - 2x (ORU; 3/6)	4 - 2x (Okla; 4/25/00)
Hits	3 (Duke; 2/9)	3 - 7x (Duke; 2/09/01)
RBI	3 (CU; 2/16)	3 - 4x (Creighton; 2/16/01)
BB	2 - 6x (OSU; 3/24)	2 - 8x (Oregon State; 3/24/01)
SB	2 - 2x (CU; 2/17)	2 - 5x (CU; 2/17/01)
2B	1 - 4x (LSU; 3/4)	1 - 7x (LSU; 3/04/01)
HR	None	1 - 2x (Ariz; 3/4/00)
HBP	2 (SUU; 2/3)	2 - 3x (SUU; 2/03/01)

#8 Jeremy West

Category	2001 Best	Career Best (last)
At Bats	6 (NMSU; 4/17)	Same
Runs	4 (USF; 3/9)	Same
Hits	4 - 2x (WSU; 4/12)	Same
RBI	4 (WSU; 4/12)	Same
BB	2 - 3x (ORU; 3/6)	Same
SB	2 (SUU; 2/1)	Same
2B	1 - 7 times (USC; 4/8)	Same
HR	1 - 6x (USC; 4/6)	Same

#10 Rod Allen

Category	2001 Best	Career Best (last)
At Bats	5 - 9x (Tennessee; 5/1)	Same
Runs	4 (NMSU; 4/17)	Same
Hits	4 (NMSU; 4/17)	Same
RBI	5 (NMSU; 4/17)	Same
BB	1 - 3x (ORU; 3/6)	Same
SB	1 - 3x (OSU; 3/24)	Same
2B	2 (Duke; 2/10)	Same
HR	1 - 5x (UCLA; 5/18)	Same

#15 Brooks Conrad

Category	2001 Best	Career Best (last)
At Bats	6 - 2x (LSU; 3/3)	7 - 2x (Ariz; 5/21/00)
Runs	3 - 2x (Arizona; 4/27)	5 (FAU; 1/30/00)
Hits	3 - 3x (UW; 5/12)	5 (UW; 5/12/00)
RBI	5 (Duke; 2/10)	6 - 2x (UW; 5/12/00)
BB	2 - 3x (ORU; 3/6)	3 - 2x (Ariz; 5/20/00)
SB	2 - 2x (CU; 2/17)	2 - 4x (CU; 2/17/01)
2B	2 - 2x (USC; 4/8)	3 (UW; 5/12/00)
HR	2 (Arizona; 4/27)	2 - 2x (Arizona; 4/27/01)

#17 Ryan McKenna

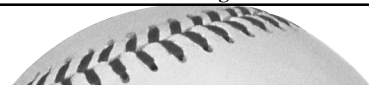
Category	2001 Best	Career Best (last)
At Bats	6 (Tennessee; 5/2)	Same
Runs	2 - 3x (Washington; 5/12)	Same
Hits	2 - 4x (Washington; 5/14)	Same
RBI	2 - 2x (UCLA; 5/20)	Same
BB	2 (SMC; 2/17)	Same
SB	1 (Duke; 2/11)	Same
2B	1 (Washington; 5/13)	Same
HR	None	None

#19 Steve Garrabrants

Category	2001 Best	Career Best (last)
At Bats	6 - 2x (NMSU; 4/17)	Same
Runs	3 (USF; 3/9)	Same
Hits	3 - 4x (NMSU; 4/17)	Same
RBI	3 (CU; 2/16)	Same
BB	2 - 2x (LSU; 3/3)	Same
SB	2 - 4x (WSU; 4/13)	Same
2B	1 - 5x (CSF; 4/9)	Same
HR	None	None



Sun Devil Baseball 2001



Hitters/Pitchers Single-Game Career and 2001 Highs

#20 Jeff Phelps

Category	2001 Best	Career Best (last)
At Bats	5 - 10x (UCLA; 5/20)	6 - 2x (UCLA; 4/22/00)
Runs	2 - 4x (NMSU; 4/17)	4 (Cal; 3/27/99)
Hits	3 - 5x (NMSU; 4/17)	4 (BC; 3/20/99)
RBI	4 - 3x (UW; 5/14)	5 - 3x (UCLA; 4/22/00)
BB	1	3 - 3x (STAN; 4/02/00)
SB	1	2 (FIU; 1/24/98)
2B	2 (Duke; 2/10)	2 - 6x (Duke; 2/10/01)
HR	1 (NMSU; 4/17)	2 (UCLA; 4/22/00)

#22 Casey Myers

Category	2001 Best	Career Best (last)
At Bats	6 - 3x (WSU; 4/14)	6 - 3x (WSU; 4/14/01)
Runs	3 - 2x (CU; 2/18)	5 (Arizona; 3/04/00)
Hits	4 (ORU; 3/6)	4 - 8x (Oral Roberts; 3/06/01)
RBI	4 - 4x (Tennessee; 5/2)	7 (Cal; 3/28/99)
BB	2 - 7x (Tennessee; 5/2)	3 - 2x (Cal; 3/27/00)
SB	1 (LSU; 3/4)	2 (Maine; 3/18/00)
2B	1 (14 times in 2001)	2 - 8x (Duke; 2/11/00)
HR	1 - 6x (NMSU; 4/17)	2 - 3x (Arizona; 5/19/00)

#28 Jon Sheaffer

Category	2001 Best	Career Best (last)
At Bats	4 - 2x (OKLA; 4/18)	Same
Runs	1 - 6x (WSU; 4/14)	Same
Hits	3 (WSU; 4/14)	Same
RBI	1 - 3x (WSU; 4/14)	Same
BB	1 - 5x (NMSU; 4/17)	Same
SB	1 - 2x (USF; 3/11)	Same
2B	None	None
HR	None	None

#39 Nick Walsh

Category	2001 Best	Career Best (last)
At Bats	5 - 3x (Tennessee; 5/2)	Same
Runs	4 (Tennessee; 5/2)	Same
Hits	3 - 3x (Washington; 5/14)	Same
RBI	2 - 5x (Washington; 5/14)	Same
BB	4 (UCLA; 5/19)	Same
SB	None	None
2B	2 (Tennessee; 5/2)	Same
HR	1 (WSU; 4/13)	Same

#44 Eric Keefner

Category	2001 Best	Career Best (last)
At Bats	3 (SUU; 2/3)	Same
Runs	None	None
Hits	1 - 4x (CU; 2/17)	Same
RBI	1 - 2x (CU; 2/17)	Same
BB	None	None
SB	None	None
2B	1 - 2x (Duke; 2/11)	Same
HR	None	None

#62 Cesar Castillo

Category	2001 Best	Career Best (last)
At Bats	1 - 6x (NMSU; 4/17)	Same
Runs	1 (NMSU; 4/17)	Same
Hits	1 - 2x (NMSU; 4/17)	Same
RBI	3 (NMSU; 4/17)	Same
BB	1 (NMSU; 4/17)	Same
SB	None	None
2B	None	None
HR	None	None

#11 Ty Johnson

Category	2001 Best	Career Best (last)
Innings	3.2 (USC; 4/6)	3.2 (USC; 4/6/01)
Runs Allowed	2 - 2x (USC; 4/6)	3 (Arizona; 5/19/00)
ER Allowed	2 - 2x (USC; 4/6)	3 (Arizona; 5/19/00)
K's	4 (USC; 4/6)	4 (USC; 4/6/01)
BB	1 - 2x (USC; 4/6)	2 - 2x (UW; 5/14/00)
Hits Allowed	3 (SUU; 2/4)	3 (Arizona; 5/19/00)
WP	None	1 (Arizona; 5/19/00)
HBP	1 - 2x (USC; 4/6)	1 - 4x (USC; 4/06/01)

#12 Ryan Schroyer

Category	2001 Best	Career Best (last)
Innings	5.0 (Duke; 2/10)	Same
Runs Allowed	6 (USC; 4/6)	Same
ER Allowed	6 (USC; 4/6)	Same
K's	9 (SUU; 2/3)	Same
BB	5 (ORU; 4/19)	Same
Hits Allowed	6 (USC; 4/6)	Same
WP	1 (1 time)	Same
HBP	1 (4 times)	Same


#13 J.J. Jackson

Category	2001 Best	Career Best (last)
Innings	2.1 (LSU; 3/3)	Same
Runs Allowed	3 - 2x (NMSU; 4/17)	Same
ER Allowed	3 (LSU; 3/3)	Same
K's	3 (LSU; 3/3)	Same
BB	4 (LSU; 3/3)	Same
Hits Allowed	3 (LSU; 3/3)	Same
WP	1 (3 times)	Same
HBP	1 (USC; 4/6)	Same

#21 Jonathan Gutierrez

Category	2001 Best	Career Best (last)
Innings	1.0 (CU; 2/16)	Same
Runs Allowed	1 (LSU; 3/3)	None
ER Allowed	1 (LSU; 3/3)	None
K's	None	None
BB	1 (2 times)	Same
Hits Allowed	1 (LSU; 3/3)	None
WP	None	None
HBP	None	None





Pitchers Single-Game Career and 2001 Highs

#23 Mike Esposito

Category	2001 Best	Career Best (last)
Innings	7.0 (Cal; 3/17)	7.0 (Cal; 3/17/01)
Runs Allowed	5 - 2x (UW; 5/12)	5 - 2x (UW; 5/12/01)
ER Allowed	5 (STAN; 3/30)	5 (STAN; 3/30/01)
K's	6 - 7x (UCLA; 5/18)	7 - 2x (FAU; 1/28/00)
BB	3 - 3x (STAN; 3/30)	3 - 4x (STAN; 3/30)
Hits Allowed	8 (STAN; 3/30)	8 (STAN; 3/30/01)
WP	1 (Cal; 3/17)	1 (Cal; 3/17/01)
HBP	2 (OKLA; 4/18)	2 (OKLA; 4/18)

#25 Eric Doble

Category	2001 Best	Career Best (last)
Innings	6.0 (Washington; 5/14)	6.0 (UW; 5/14/01)
Runs Allowed	3 - 2x (Duke; 2/10)	8 (USC; 4/24/99)
ER Allowed	3 - 2x (Duke; 2/10)	8 (USC; 4/24/99)
K's	9 (Gonzaga; 4/24)	9 (Gonzaga; 4/24/01)
BB	2 - 3x (UW; 5/14)	4 - 2x (Arizona; 5/14/99)
Hits Allowed	6 (Arizona; 4/29)	8 (Grand Canyon; 3/23/99)
WP	1 - 3x (UW; 5/14)	2 - 4x (Texas; 5/28/00)
HBP	None	1 - 2x (Cal; 3/28/99)

#27 Bryce Kartler

Category	2001 Best	Career Best (last)
Innings	3.1 (USF; 3/10)	4.0 (UW; 5/12/00)
Runs Allowed	4 - 2x (CSF; 4/9)	5 (UW; 5/12/00)
ER Allowed	4 (CSF; 4/9)	4 - 3x (CSF; 4/09/01)
K's	4 (USF; 3/10)	9 (UW; 5/12/00)
BB	2 - 2x (OSU; 3/26)	5 (Okla; 4/25/00)
Hits Allowed	5 (OSU; 3/26)	7 (UW; 5/12/00)
WP	1 (CSF; 4/9)	1 - 2x (CSF; 4/09/01)
HBP	1 (LSU; 3/4)	1 - 2x (OSU; 4/8/00)

#31 Franco Pezely

Category	2001 Best	Career Best (last)
Innings	2.2 - 2x (SUU; 2/4)	5.0 (UW; 5/13/00)
Runs Allowed	4 - 2x (Tenn; 5/1)	4 - 3x (Tenn; 5/01/01)
ER Allowed	4 - 2x (Tenn; 5/1)	4 - 3x (Tenn; 5/01/01)
K's	3 (SMC; 2/17)	10 (UW; 5/13/00)
BB	1 - 6x (Tenn; 5/1)	3 (FAU; 1/30/00)
Hits Allowed	5 (SUU; 2/4)	6 (Texas; 5/27/00)
WP	1 (USC; 4/6)	1 - 3x (USC; 4/06/01)
HBP	2 (SMC; 2/17)	2 (SMC; 2/17/01)

#36 Angel Ramirez

Category	2001 Best	Career Best (last)
Innings	2.0 (SUU; 2/2)	2.0 (SUU; 2/2)
Runs Allowed	2 (SUU; 2/2)	2 (SUU; 2/2)
ER Allowed	2 (SUU; 2/2)	2 (SUU; 2/2)
K's	3 (SUU; 2/2)	3 (SUU; 2/2)
BB	2 (SUU; 2/1)	2 (SUU; 2/1)
Hits Allowed	3 (SUU; 2/2)	3 (SUU; 2/2)
WP	None	None
HBP	None	None

#38 Drew Friedberg

Category	2001 Best	Career Best (last)
Innings	5.0 (ARIZ; 4/28)	9.0 (Hilo; 1/24/99)
Runs Allowed	4 (CSUF; 4/9)	5 - 2x (FSU; 2/6/00)
ER Allowed	4 (CSUF; 4/9)	4 - 3x (CSF; 4/09/01)
K's	7 (ARIZ; 4/28)	7 - 3x (4/28/01)
BB	2 (CSUF; 2/23)	5 (Okla; 4/14/98)
Hits Allowed	5 (CSUF; 4/9)	9 (BC; 3/20/99)
WP	1 (CSUF; 2/23)	1 - 8x (CSUF; 2/23/01)
HBP	1 (3 times in 2001)	2 (USC; 4/29/00)

#47 Jered Liebeck

Category	2001 Best	Career Best (last)
Innings	5.1 (CU; 2/17)	5.1 - 2x (CU; 2/17/01)
Runs Allowed	2 - 2x (CSF; 4/9)	6 (Arizona; 5/21/00)
ER Allowed	2 - 2x (CSF; 4/9)	6 (Arizona; 5/21/00)
K's	5 (CU; 2/17)	5 (CU; 2/17/01)
BB	2 (CU; 2/17)	2 - 5x (CU; 2/17/01)
Hits Allowed	5 (Duke; 2/11)	7 (Texas; 5/28/00)
WP	None	1 - 2x (Arizona; 5/21/00)
HBP	None	1 - 3x (Texas; 5/28/00)

#54 Andy Torres

Category	2001 Best	Career Best (last)
Innings	8.0 (CU; 2/18)	Same
Runs Allowed	6 (SUU; 2/1)	Same
ER Allowed	5 - 2x (Cal; 3/18)	Same
K's	7 - 2x (WSU; 4/13)	Same
BB	5 (WSU; 4/13)	Same
Hits Allowed	10 (CU; 2/18)	Same
WP	None	None
HBP	2 (CU; 2/18)	Same

#55 Jon Switzer

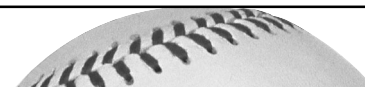
Category	2001 Best	Career Best (last)
Innings	9.0 (OSU; 3/24)	9.0 - 3x (OSU; 3/24/01)
Runs Allowed	7 (LSU; 3/2)	9 (Arizona; 5/19/00)
ER Allowed	7 (LSU; 3/2)	8 (UCLA; 4/20/00)
K's	13 - 2x (WSU; 4/12)	13 - 2x (WSU; 4/12/01)
BB	6 (USF; 3/9)	6 - 2x (USF; 3/09/01)
Hits Allowed	8 (USC; 4/7)	13 (FSU; 2/7/99)
WP	1 (5 times)	3 - 3x (Duke; 2/11/00)
HBP	3 (WSU; 4/12)	3 - 4x (WSU; 4/12/01)

#59 Aaron Klusman

Category	2001 Best	Career Best (last)
Innings	6.0 (WSU; 4/14)	Same
Runs Allowed	3 - 2x (Arizona; 4/27)	Same
ER Allowed	3 - 2x (Arizona; 4/27)	Same
K's	10 (WSU; 4/14)	Same
BB	3 (CSF; 4/9)	Same
Hits Allowed	6 (Arizona; 4/27)	Same
WP	1 (CU; 2/18)	Same
HBP	1 (CSUF; 2/23)	Same



Sun Devil Baseball 2001 -- Game by Game Statistics

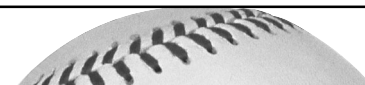


AB-R-H-RBI Breakdown for Arizona State (End of 2001 Regular Season)

Opponent	Date	#10 ALLEN	#62 CASTILLO	#15 CONRAD	#3 DUFFY	#19 GARRABRA	#11 JOHNSON	#4 LOPEZ	#7 MARTIN	#17 MCKENNA	#22 MYERS	#20 PHELPS	#28 SHEAFFER	#6 STOCKER	#39 WALSH	#8 WEST	#5 WYRICK
UTA	Jan 26	4-1-3-0	5-0-0-0	4-0-0-0	3-0-1-0	4-0-0-0	3-0-0-1	3-1-0-0	2-1-1-0	2-0-0-0	3-0-3-1
SUU	Feb 01	1-0-0-0	..Def..	4-2-1-1	4-2-1-1	5-2-3-3	4-1-1-1	1-1-1-0	6-2-2-3	5-2-1-0	1-0-0-0	3-3-2-2	0-0-0-0	4-2-3-3	3-1-3-2
SUU	Feb 02	2-0-1-0	1-0-0-0	4-1-3-1	4-0-1-0	3-2-2-0	3-2-1-2	1-0-0-0	3-0-0-0	3-0-2-1	1-0-0-0	3-2-2-3	1-0-0-0	2-2-1-1	3-1-1-1
SUU	Feb 03	..Def..	..Def..	2-2-1-1	4-2-1-2	4-1-2-4	3-2-1-0	1-0-0-0	4-0-2-3	4-1-0-0	..Def..	1-1-0-0	1-0-0-0	2-1-1-0	4-1-1-0
SUU	Feb 04	4-0-1-0	3-1-2-2	3-2-2-1	5-1-1-0	3-0-1-2	4-1-2-0	3-1-0-0	2-0-0-0	4-0-1-1
DUKE	Feb 09	4-0-2-2	4-1-2-0	4-0-0-0	5-2-3-0	5-1-2-3	5-0-1-0	..Def..	3-2-2-1	4-0-2-1	4-1-1-0
DUKE	Feb 10	2-0-2-1	4-2-2-5	4-0-1-1	3-1-0-1	3-1-1-1	1-0-1-0	5-1-2-1	4-2-3-0	1-1-0-0	3-2-2-0	1-0-0-0	4-1-1-1	3-1-1-0
DUKE	Feb 10	3-2-2-1	..Def..	3-1-1-0	4-0-1-0	4-1-2-1	4-0-0-0	5-2-2-1	4-1-3-4	..Def..	5-2-3-2	1-0-0-0	3-0-0-0
DUKE	Feb 11	5-1-1-0	4-0-2-2	4-1-2-0	4-0-3-2	4-2-2-1	2-2-1-0	4-2-3-4	5-1-2-0	..Def..	2-2-0-1	1-0-0-0	1-0-1-1
NMSU	Feb 13	4-2-1-1	..Def..	5-2-1-0	1-0-0-0	3-2-3-1	1-2-0-0	3-1-2-1	1-0-0-0	5-2-2-4	4-0-0-0	2-1-1-0	2-2-2-0	1-0-0-0	2-1-1-2	4-1-2-2
CU	Feb 16	1-2-1-3	1-0-0-1	6-2-1-0	5-1-2-1	3-2-2-3	4-2-3-2	3-1-1-3	2-2-2-2	3-3-3-2	4-0-1-0	0-0-0-1	3-1-0-0	2-2-2-2	1-2-1-1	3-2-2-0
CU	Feb 17	4-2-2-4	..Def..	4-1-1-0	2-0-1-1	5-2-2-1	4-3-2-1	4-2-1-1	0-0-0-0	5-1-3-2	1-0-0-0	4-2-1-2	1-0-1-0	3-1-1-2
SMC	Feb 17	5-0-2-0	3-0-1-0	4-2-1-1	5-0-0-0	1-1-0-0	0-1-0-0	4-0-2-2	5-0-2-0	1-0-0-0	4-0-0-1	4-0-2-0
CU	Feb 18	5-0-1-3	2-2-1-0	3-2-1-0	1-0-1-0	5-3-4-7	2-3-1-1	3-3-2-1	1-0-0-0	4-1-1-0	3-0-1-1	5-0-0-0
CSF	Feb 23	3-1-0-0	4-0-1-0	2-0-0-0	5-0-0-0	3-0-1-2	5-1-3-0	3-0-0-0	2-0-1-2	2-2-1-0	4-1-1-0
LSU	Mar 02	5-1-1-1	4-2-2-0	5-1-2-1	4-0-0-0	3-2-1-3	4-2-2-2	0-0-0-0	4-1-0-1	3-1-3-1	..Def..	3-1-0-0	0-0-0-1	2-0-0-0
LSU	Mar 03	6-1-1-1	3-2-2-1	3-2-2-0	3-0-0-0	4-0-0-0	2-0-0-0	4-1-2-2	1-0-0-0	2-0-1-0	5-1-2-2	3-0-2-1
LSU	Mar 04	3-0-0-0	5-1-1-0	4-2-2-0	3-0-1-1	2-0-0-0	0-0-0-0	5-0-2-2	0-0-0-0	0-0-0-0	2-1-0-0	4-1-2-2	3-0-0-0
ORU	Mar 06	5-2-2-1	1-0-1-0	1-2-1-1	5-1-2-4	6-2-3-2	4-1-2-1	3-3-2-1	1-0-0-0	5-2-4-2	1-0-0-0	4-1-0-0	1-0-0-0	3-2-2-1	4-1-1-0
USF	Mar 09	2-0-1-1	..Def..	4-1-0-1	3-0-2-0	5-3-2-2	4-3-1-0	3-2-1-1	0-0-0-0	6-1-2-0	1-1-1-1	4-0-1-2	1-1-1-1	5-4-4-2	1-0-1-1
USF	Mar 10	4-1-3-3	4-1-1-1	3-2-2-1	4-0-0-0	3-1-1-2	2-0-0-0	2-2-0-1Def..	4-1-1-0	3-2-2-1	1-0-0-0
USF	Mar 11	4-1-2-1	..Def..	4-3-1-1	4-2-1-2	2-1-1-2	2-0-0-1	2-1-1-0	1-0-0-0	3-2-2-4	3-1-1-0	1-0-0-0	4-1-2-1	..Def..
CAL	Mar 16	2-0-1-1	4-1-3-2	4-1-2-1	4-0-0-0	4-0-1-1	1-0-0-0	3-2-3-2	5-1-1-0	1-0-0-0	4-1-1-0	4-1-0-0
CAL	Mar 17	2-0-1-0	3-0-1-0	4-2-2-1	4-1-1-0	1-1-0-0	1-0-0-0	1-0-0-0	3-0-0-0	5-0-1-0	..Def..	2-0-0-0	1-0-1-2	4-0-0-0
CAL	Mar 18	5-2-3-0	1-0-0-0	5-0-1-0	5-0-2-2	1-0-0-0	2-1-1-0	1-1-0-0	2-1-0-1	4-0-0-0	4-0-1-2	0-0-0-0	3-0-1-0	3-0-1-0
OSU	Mar 24	4-0-0-0	5-1-2-3	5-1-1-0	2-1-0-1	1-2-0-0	4-1-0-1	3-1-3-1	2-0-0-0	5-2-2-1	1-0-1-0	5-1-3-0
OSU	Mar 25	1-1-0-0	3-0-0-0	4-0-1-0	1-0-0-0	2-0-0-0	1-0-0-0	3-0-2-0	4-0-0-0	4-0-1-0	1-0-0-0	2-0-0-0	4-0-2-1
OSU	Mar 26	3-0-1-0	3-1-1-0	1-0-0-0	3-0-0-0	3-0-1-0	2-0-0-0	4-0-1-0	3-0-0-0	0-0-0-0	4-0-2-1	3-1-1-0
STAN	Mar 30	4-0-0-0	3-0-0-0	3-0-1-0	4-1-1-0	1-0-0-0	4-0-0-0	4-0-1-0	2-0-0-0	2-1-0-0	4-0-2-2
STAN	Mar 31	1-0-0-0	4-0-1-1	4-0-0-0	..Def..	3-0-0-0	3-0-2-0	3-1-1-1	3-0-1-0	..Def..	3-0-0-0	1-0-0-0	3-0-0-0	3-0-1-0
STAN	Apr 01	4-1-3-1	3-0-0-0	3-1-0-0	3-0-1-0	3-0-0-0	4-1-3-3	4-1-0-0	2-0-1-1	2-2-2-1
USC	Apr 06	2-0-1-0	4-0-0-0	4-0-2-0	4-0-0-0	3-0-1-1	2-0-0-0	4-1-2-0	3-0-1-0	3-0-0-0	0-0-0-0	1-1-1-1	3-0-0-0
USC	Apr 07	4-0-2-0	3-0-0-0	5-0-2-0	3-1-1-0	1-0-0-0	..Def..	4-0-1-0	4-0-2-1	3-0-1-0	3-0-0-0	4-0-0-0
USC	Apr 08	4-3-3-0	4-0-2-4	6-1-3-1	0-0-0-0	5-1-2-3	4-1-3-1	5-0-2-0	1-0-0-0	4-2-0-0	4-2-2-1	4-1-0-0
CSF	Apr 09	4-0-1-0	4-1-1-1	3-0-0-0	3-0-1-1	3-2-3-1	5-1-1-0	3-1-1-2	2-0-0-0	3-0-0-0	3-1-0-0
WSU	Apr 12	3-0-0-0	4-0-1-0	3-0-0-0	4-0-1-0	3-0-3-0	4-0-0-0	2-1-0-0	4-0-0-0	2-0-0-0
WSU	Apr 13	2-1-1-2	2-0-1-1	5-1-2-0	2-0-1-0	4-0-0-0	2-0-0-0	3-0-0-0	3-2-1-1	3-0-0-0	1-0-0-0
WSU	Apr 14	4-1-3-1	..Def..	3-2-1-0	5-2-3-0	4-2-3-1	3-2-0-0	1-0-0-0	6-1-3-2	4-2-2-4	4-1-3-1	..Def..	2-0-0-0	5-1-4-4
NMSU	Apr 17	5-4-4-5	1-1-1-3	2-0-0-1	3-0-0-0	6-1-3-1	2-1-1-0	1-0-0-0	2-0-0-0	3-2-1-1	4-2-3-1	2-1-0-0	1-1-1-0	3-0-2-1	6-2-2-1	4-1-3-1
OU	Apr 18	4-0-2-0	1-0-0-0	5-2-2-0	5-0-2-0	5-1-2-1	2-0-0-0	5-0-3-1	6-1-0-0	1-0-0-0	2-0-1-0	4-0-0-0	2-0-0-0	4-1-2-3
ORU	Apr 19	4-1-2-2	4-1-0-0	5-0-2-0	4-0-0-0	1-1-1-0	3-1-1-0	4-0-1-0	..Def..	5-0-0-0	1-0-0-0	5-1-1-2	5-0-1-0
GU	Apr 23	4-1-1-3	4-0-0-0	3-2-2-0	2-0-0-0	3-0-2-0	4-2-2-0	3-2-1-1	4-0-3-3	..Def..	..Def..	1-0-1-0	1-0-0-0	4-0-0-0
GU	Apr 24	4-1-1-0	4-0-1-1	5-1-2-1	4-0-1-1	3-2-3-2	4-1-2-1	1-0-0-0	..Def..	3-0-0-0	1-1-0-0	4-2-1-0	4-1-2-3
ARIZ	Apr 27	2-0-0-1	3-3-2-2	4-1-1-1	1-0-0-0	3-0-1-0	2-1-1-1	4-0-0-0	..Def..	0-1-0-0	2-1-1-0	2-0-0-0	3-0-0-1
ARIZ	Apr 28	4-0-2-0	3-0-1-0	4-0-2-0	2-0-0-0	4-1-1-1	4-0-0-0	3-0-0-0	..Def..	3-0-0-0	2-0-0-0	4-0-1-0
ARIZ	Apr 29	5-0-2-2	3-0-0-0	4-1-2-1	3-0-1-2	1-0-0-0	4-1-1-1	5-0-0-0	..Def..	..Def..	5-1-3-0	5-0-0-0	4-2-2-0
TENN	May 01	5-0-0-0	5-0-1-0	5-2-1-1	1-1-0-0	4-0-1-0	3-2-2-0	1-0-0-0	3-0-3-2	0-0-0-0	5-0-2-2	4-0-0-0
TENN	May 02	4-2-0-1	..Def..	4-2-1-1	5-2-3-1	1-0-0-0	5-2-3-3	6-1-2-1	3-1-1-4	5-0-2-1Def..	5-4-3-1	1-0-0-0	4-1-1-2
WASH	May 12	5-1-1-0	6-1-3-0	6-1-3-6	1-0-0-0	4-1-1-0	..Def..	3-2-2-1	3-0-0-0	4-2-2-2	1-0-0-0	4-1-0-0	5-2-2-1
WASH	May 13	5-1-1-2	5-2-2-1	1-1-0-0	1-0-1-1	4-1-0-1	1-0-0-0	5-1-1-0	3-0-0-0Def..	1-1-0-0	2-0-0-1	4-0-1-0
WASH	May 14	3-2-1-1	1-0-0-0	4-2-1-1	4-3-1-0	1-0-0-0	2-2-0-1	0-0-0-0	4-1-2-1	4-1-2-4	4-1-1-4	0-0-0-0	4-2-3-2	0-0-0-0	3-3-2-1
NEVADA	May 16	3-1-2-1	4-0-1-0	5-1-1-1	4-0-1-1	2-0-0-0	5-0-0-0	3-0-0-0	2-1-0-0	3-1-1-0
UCLA	May 18	4-1-2-3	4-1-1-0	5-1-3-1	4-0-1-0	1-0-1-0	3-1-1-0	4-2-2-0	1-0-0-0	5-0-0-0	4-1-3-2
UCLA	May 19	5-0-1-0	3-0-0-0	5-0-2-0	3-1-0-0	3-0-0-0	3-0-0-0	5-0-2-0	1-0-0-0	1-0-0-0	3-0-2-0
UCLA	May 20	4-1-2-1	4-2-1-2	5-2-3-4	0-1-0-0	4-0-0-1	3-1-1-2	5-1-1-0	5-1-2-1Def..	3-2-0-0	4-1-3-0



Sun Devil Baseball 2001 -- Game by Game Statistics

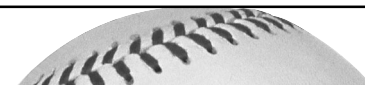


IP-H-R-ER-BB-SO Breakdown for Arizona State (End of 2001 Regular Season)

Opponent	Date	#25 DOBLE	#23 ESPOSITO	#38 FRIEDBERG	#21 GUTIERREZ	#13 JACKSON	#11 JOHNSON	#27 KARTLER
Texas-Arlington	Jan 26	1.0- 4- 2- 2- 0- 2
Southern Utah	Feb 01	0.1- 0- 0- 0- 0- 1
Southern Utah	Feb 02	2.0- 0- 0- 0- 1- 5
Southern Utah	Feb 03	2.0- 0- 0- 0- 0- 2	1.0- 3- 2- 2- 1- 1	0.1- 0- 0- 0- 0- 0
Southern Utah	Feb 04	1.1- 5- 3- 3- 0- 3	2.0- 3- 1- 1- 0- 0*
Duke	Feb 09
Duke	Feb 10	1.2- 3- 3- 3- 1- 1	2.0- 0- 0- 0- 0- 2	0.1- 2- 1- 1- 1- 0
Duke	Feb 10	4.0- 2- 0- 0- 1- 5
Duke	Feb 11	2.0- 2- 0- 0- 0- 1	1.0- 1- 0- 0- 1- 1
New Mexico State	Feb 13	1.0- 1- 0- 0- 0- 1	1.0- 1- 2- 2- 3- 2
Creighton	Feb 16	1.0- 0- 0- 0- 1- 0	1.0- 1- 0- 0- 0- 1
Creighton	Feb 17	1.0- 1- 0- 0- 0- 1	2.0- 1- 1- 1- 1- 2	0.2- 0- 0- 0- 0- 0
Saint Mary's	Feb 17	0.1- 0- 0- 0- 1- 0	4.0- 2- 0- 0- 0- 3
Creighton	Feb 18
Cal State Fullerton	Feb 23	3.0- 1- 0- 0- 2- 3	1.0- 0- 0- 0- 0- 2
LSU	Mar 02	0.1- 2- 2- 2- 1- 0	1.2- 3- 2- 0- 1- 3
LSU	Mar 03	1.2- 2- 2- 2- 1- 2	0.0- 1- 1- 1- 1- 0	2.1- 3- 3- 3- 4- 3	0.1- 1- 0- 0- 0- 0
LSU	Mar 04	1.0- 0- 0- 0- 2- 1	2.0- 3- 1- 1- 3- 2*	1.0- 1- 0- 0- 0- 1	3.0- 4- 2- 2- 0- 2
Oral Roberts	Mar 06	1.0- 3- 1- 1- 1- 1
South Florida	Mar 09	4.0- 1- 0- 0- 1- 6	1.0- 0- 0- 0- 0- 2
South Florida	Mar 10	3.1- 5- 3- 3- 0- 3*	3.1- 2- 0- 0- 2- 4
South Florida	Mar 11	1.0- 1- 1- 1- 1- 2
California	Mar 16	2.0- 0- 0- 0- 1- 2	3.0- 0- 0- 0- 1- 3
California	Mar 17	7.0- 4- 2- 2- 0- 6*
California	Mar 18	2.0- 1- 0- 0- 0- 2	2.0- 2- 2- 1- 2- 2
Oregon State	Mar 24
Oregon State	Mar 25	4.1- 2- 2- 2- 3- 6*	2.2- 4- 2- 0- 0- 5
Oregon State	Mar 26	0.0- 0- 1- 1- 1- 0	3.0- 5- 4- 3- 2- 3
Stanford	Mar 30	6.0- 8- 5- 5- 3- 6*	2.1- 3- 1- 1- 0- 1
Stanford	Mar 31
Stanford	Apr 01	1.2- 0- 0- 0- 0- 1	1.0- 4- 3- 3- 0- 1
USC	Apr 06	0.1- 2- 1- 1- 0- 0	3.2- 2- 2- 2- 1- 4
USC	Apr 07	1.0- 0- 1- 1- 0- 0	0.1- 0- 1- 1- 1- 0
USC	Apr 08	5.2- 5- 1- 1- 3- 3*
Cal State Fullerton	Apr 09	0.0- 2- 2- 2- 1- 0	1.2- 5- 4- 4- 1- 0	0.2- 0- 0- 0- 0- 1	2.1- 4- 4- 4- 2- 1
Washington State	Apr 12	1.0- 1- 1- 1- 0- 2
Washington State	Apr 13	4.0- 7- 3- 3- 1- 2*
Washington State	Apr 14	1.0- 2- 1- 1- 1- 0
New Mexico State	Apr 17	1.0- 1- 3- 2- 1- 2	1.0- 1- 1- 1- 1- 2
Oklahoma	Apr 18	5.0- 3- 2- 1- 2- 6*	3.0- 3- 0- 0- 0- 4
Oral Roberts	Apr 19	2.2- 2- 2- 2- 0- 1
Gonzaga	Apr 23	3.0- 3- 1- 1- 1- 2	0.1- 1- 0- 0- 0- 1
Gonzaga	Apr 24	5.0- 3- 0- 0- 0- 9*
Arizona	Apr 27	6.0- 8- 1- 1- 0- 6*
Arizona	Apr 28	5.0- 2- 0- 0- 0- 7
Arizona	Apr 29	3.0- 6- 3- 3- 2- 3*	1.1- 1- 0- 0- 2- 2
Tennessee	May 01	0.1- 1- 0- 0- 1- 0	3.0- 3- 2- 2- 1- 1*
Tennessee	May 02	1.0- 0- 0- 0- 0- 1	6.0- 2- 0- 0- 3- 6*	1.0- 0- 1- 1- 1- 0
Washington	May 12	4.1- 5- 5- 4- 3- 2*	3.1- 1- 1- 0- 2- 3
Washington	May 13	1.0- 1- 0- 0- 0- 2
Washington	May 14	6.0- 5- 1- 1- 2- 4*	1.0- 1- 0- 0- 1- 2
Nevada	May 16	3.1- 4- 2- 2- 2- 3*
UCLA	May 18	5.0- 5- 3- 3- 0- 6*	3.0- 2- 0- 0- 0- 2
UCLA	May 19	0.2- 0- 0- 0- 2- 1
UCLA	May 20	5.0- 5- 3- 3- 2- 4*	2.0- 3- 1- 1- 0- 0	2.0- 4- 3- 3- 2- 4



Sun Devil Baseball 2001 -- Game by Game Statistics



IP-H-R-ER-BB-SO Breakdown for Arizona State (End of 2001 Regular Season)

Opponent	Date	#59 KLUSMAN	#47 LIEBECK	#31 PEZELY	#36 RAMIREZ	#12 SCHROYER	#55 SWITZER	#54 TORRES
Texas-Arlington	Jan 26			2.2- 0- 0- 0- 1- 2			5.1- 5- 3- 3- 4- 6*	
Southern Utah	Feb 01	2.0- 0- 0- 0- 1- 4		1.0- 0- 0- 0- 0- 0	0.2- 1- 2- 2- 2- 0			5.0- 7- 6- 5- 2- 5*
Southern Utah	Feb 02				2.0- 3- 2- 2- 1- 3		5.0- 1- 0- 0- 1-13*	
Southern Utah	Feb 03	1.0- 0- 0- 0- 0- 3				4.2- 5- 0- 0- 0- 9*		
Southern Utah	Feb 04		2.0- 2- 0- 0- 0- 1	2.2- 5- 1- 1- 1- 1				1.0- 0- 0- 0- 0- 2
Duke	Feb 09			1.0- 0- 0- 0- 0- 2			8.0- 5- 1- 0- 1-11*	
Duke	Feb 10							5.0- 3- 1- 1- 3- 2*
Duke	Feb 10				5.0- 1- 0- 0- 4- 5*			
Duke	Feb 11	1.0- 0- 0- 0- 0- 0	3.1- 5- 1- 1- 1- 4*	1.2- 1- 2- 0- 1- 1				
New Mexico State	Feb 13	1.0- 0- 0- 0- 1- 2			1.0- 1- 0- 0- 0- 2			5.0- 5- 0- 0- 1- 4*
Creighton	Feb 16						7.0- 2- 1- 0- 3-11*	
Creighton	Feb 17		5.1- 4- 1- 1- 2- 5*					
Saint Mary's	Feb 17			1.1- 2- 2- 2- 1- 3		3.1- 4- 4- 4- 1- 4*		
Creighton	Feb 18	1.0- 1- 1- 0- 1- 2						8.0-10- 3- 2- 1- 7*
Cal State Fullerton	Feb 23	0.0- 0- 0- 0- 1- 0					5.0- 8- 3- 3- 1- 9*	
LSU	Mar 02	0.1- 1- 0- 0- 0- 1		1.0- 2- 1- 1- 0- 1			5.2- 5- 7- 2- 3- 6*	
LSU	Mar 03		0.0- 2- 2- 2- 0- 0		0.2- 0- 0- 0- 0- 0	0.2- 1- 2- 2- 1- 0		3.1- 7- 5- 3- 1- 0*
LSU	Mar 04			1.0- 3- 2- 2- 0- 1				
Oral Roberts	Mar 06				1.2- 1- 0- 0- 1- 0			6.1- 5- 2- 2- 4- 4*
South Florida	Mar 09	0.1- 2- 0- 0- 1- 1					3.2- 6- 5- 5- 6- 4*	
South Florida	Mar 10	0.1- 0- 0- 0- 0- 1		1.0- 0- 0- 0- 0- 1		1.0- 0- 0- 0- 0- 2		
South Florida	Mar 11					1.0- 0- 0- 0- 1- 0		7.0- 7- 3- 3- 0- 4*
California	Mar 16						4.0- 4- 4- 2- 2- 3*	
California	Mar 17			2.0- 2- 0- 0- 0- 1				
California	Mar 18	1.1- 1- 3- 3- 2- 1		0.1- 4- 4- 4- 1- 1		0.2- 2- 3- 3- 2- 1		1.2- 6- 5- 5- 0- 2*
Oregon State	Mar 24						9.0- 8- 2- 2- 3-10*	
Oregon State	Mar 25	1.0- 1- 0- 0- 1- 1						
Oregon State	Mar 26			0.0- 2- 2- 2- 0- 0		0.1- 2- 2- 2- 0- 1		4.0- 7- 3- 3- 1- 4*
Stanford	Mar 30		0.2- 0- 0- 0- 0- 0					
Stanford	Mar 31						8.1- 5- 4- 4- 4- 3*	0.2- 2- 1- 1- 1- 0
Stanford	Apr 01					3.1- 2- 1- 1- 3- 3*		3.0- 1- 1- 1- 0- 2
USC	Apr 06			1.2- 2- 2- 1- 2- 1		2.1- 6- 6- 6- 2- 1*		
USC	Apr 07	0.2- 0- 0- 0- 0- 1					6.0- 8- 3- 3- 1- 6*	0.0- 2- 0- 0- 0- 0
USC	Apr 08							3.1- 1- 0- 0- 0- 4
Cal State Fullerton	Apr 09	2.1- 0- 1- 1- 3- 5	1.0- 4- 2- 2- 0- 0*					
Washington State	Apr 12						8.0- 6- 1- 1- 1-13*	
Washington State	Apr 13							5.0- 2- 0- 0- 5- 7
Washington State	Apr 14	6.0- 5- 1- 1- 1-10				2.0- 1- 2- 2- 2- 3*		
New Mexico State	Apr 17		2.0- 3- 2- 1- 1- 0	0.1- 2- 2- 2- 0- 1			0.0- 4- 6- 6- 1- 0*	3.2- 3- 5- 3- 1- 5
Oklahoma	Apr 18	1.0- 3- 1- 1- 1- 1						2.0- 0- 0- 0- 1- 2
Oral Roberts	Apr 19	3.2- 1- 0- 0- 1- 4				3.0- 2- 0- 0- 5- 0*		1.2- 1- 0- 0- 0- 1
Gonzaga	Apr 23	1.2- 2- 2- 2- 1- 4					4.0- 6- 3- 2- 1- 5*	
Gonzaga	Apr 24			1.0- 0- 0- 0- 1- 3				3.0- 3- 1- 1- 0- 4
Arizona	Apr 27	3.0- 6- 3- 3- 0- 3						
Arizona	Apr 28						4.0- 7- 3- 3- 3- 4*	
Arizona	Apr 29	3.0- 0- 0- 0- 1- 1		0.2- 0- 0- 0- 0- 1				3.0- 4- 2- 2- 1- 1
Tennessee	May 01			0.2- 3- 4- 4- 1- 1				5.1- 7- 3- 2- 1- 7
Tennessee	May 02						1.0- 0- 0- 0- 1- 1	
Washington	May 12	0.0- 0- 0- 0- 1- 0						2.1- 1- 0- 0- 1- 3
Washington	May 13	3.0- 2- 1- 0- 2- 2					5.0- 5- 2- 2- 2- 7*	
Washington	May 14							
Nevada	May 16	0.1- 1- 0- 0- 0- 1		0.2- 2- 0- 0- 0- 1				3.2- 5- 4- 4- 3- 1
UCLA	May 18							1.0- 1- 0- 0- 0- 1
UCLA	May 19	1.0- 0- 0- 0- 0- 1					7.0- 4- 2- 2- 3-12*	0.1- 3- 1- 1- 0- 0
UCLA	May 20	0.0- 2- 2- 2- 0- 0						





SUN DEVIL BASEBALL CAREER STATISTICS

(Through 55 Games of 2001 Season -- For Players with More than One Year of Stats)



Career statistics for: Brooks Conrad

Year	AVG	GP-GS	AB	R	H	2B	3B	HR	RBI	BB	SO	SB-ATT
1999....	.340	45-19	94	27	32	4	0	1	22	23	26	5-5
2000....	.336	59-59	226	72	76	16	4	10	67	36	47	13-17
2001....	.286	55-54	206	48	59	15	3	4	38	35	30	15-18
TOTALS..	.317	159-132	526	147	167	35	7	15	127	94	103	33-40

Career statistics for: Eric Doble

Year	ERA	W-L	APP	GS	CG	SHO/CBO	SV	IP	H	R	ER	BB	SO
1999....	8.69	0-2	16	3	0	0/1	0	29.0	43	35	28	23	30
2000....	3.35	3-1	27	0	0	0/2	9	51.0	50	20	19	14	58
2001....	5.08	3-2	16	4	0	0/1	1	33.2	39	19	19	13	37
TOTALS..	5.23	6-5	59	7	0	0/4	10	113.2	132	74	66	50	125

Career statistics for: Mike Esposito

Year	ERA	W-L	APP	GS	CG	SHO/CBO	SV	IP	H	R	ER	BB	SO
2000....	5.00	1-0	2	2	0	0/0	0	9.0	8	6	5	6	14
2001....	4.10	5-2	15	12	0	0/0	0	63.2	61	31	29	23	59
TOTALS..	4.21	6-2	17	14	0	0/0	0	72.2	69	37	34	29	73

Career statistics for: Drew Friedberg

Year	ERA	W-L	APP	GS	CG	SHO/CBO	SV	IP	H	R	ER	BB	SO
1998....	6.65	0-0	19	1	0	0/1	0	21.2	28	22	16	14	24
1999....	4.07	3-1	17	4	1	1/0	1	42.0	43	23	19	9	29
2000....	4.00	1-0	11	5	0	0/1	1	27.0	24	17	12	10	24
2001....	1.88	4-1	23	0	0	0/0	1	52.2	39	14	11	11	54
TOTALS..	3.64	8-2	70	10	1	1/2	3	143.1	134	76	58	44	131

Career statistics for: Ty Johnson

Year	ERA	W-L	APP	GS	CG	SHO/CBO	SV	IP	H	R	ER	BB	SO
1997....	14.54	2-0	4	0	0	0/0	0	4.1	10	7	7	2	3
1999....	0.00	0-0	0	0	0	0/0	0	0.0	0	0	0	0	0
2000....	6.75	1-0	6	0	0	0/0	0	6.2	11	5	5	4	5
2001....	6.00	0-0	9	1	0	0/0	0	12.0	13	8	8	9	12
TOTALS..	7.83	3-0	19	1	0	0/0	0	23.0	34	20	20	15	20

Career statistics for: Bryce Kartler

Year	ERA	W-L	APP	GS	CG	SHO/CBO	SV	IP	H	R	ER	BB	SO
2000....	6.61	0-1	9	2	0	0/0	1	16.1	22	14	12	14	19
2001....	6.23	0-0	21	2	0	0/0	4	34.2	41	27	24	20	33
TOTALS..	6.35	0-1	30	4	0	0/0	5	51.0	63	41	36	34	52

Career statistics for: Mike Lopez

Year	AVG	GP-GS	AB	R	H	2B	3B	HR	RBI	BB	SO	SB-ATT
2000....	.370	45-40	138	44	51	12	2	6	49	18	21	3-4
2001....	.316	53-51	174	45	55	19	0	3	49	30	26	5-7
TOTALS..	.340	98-91	312	89	106	31	2	9	98	48	47	8-11





SUN DEVIL BASEBALL CAREER STATISTICS

(Through 55 Games of 2001 Season -- For Players with More than One Year of Stats)



Career statistics for: Jonah Martin

Year	AVG	GP-GS	AB	R	H	2B	3B	HR	RBI	BB	SO	SB-ATT
2000....	.325	57-57	194	63	63	3	7	2	29	23	36	19-24
2001....	.327	42-33	98	35	32	5	1	0	17	24	25	10-12
TOTALS..	.325	99-90	292	98	95	8	8	2	46	47	61	29-36

Career statistics for: Casey Myers

Year	AVG	GP-GS	AB	R	H	2B	3B	HR	RBI	BB	SO	SB-ATT
1998....	.386	51-48	184	35	71	17	0	8	58	20	36	1-1
1999....	.329	51-46	170	39	56	11	0	6	51	25	24	1-4
2000....	.412	59-59	238	71	98	19	0	18	97	34	24	4-5
2001....	.386	55-55	215	49	83	16	0	6	66	34	19	2-3
TOTALS..	.382	216-208	807	194	308	63	0	38	272	113	103	8-13

Career statistics for: Franco Pezely

Year	ERA	W-L	APP	GS	CG	SHO/CBO	SV	IP	H	R	ER	BB	SO
2000....	3.24	8-2	26	1	0	0/0	1	50.0	51	19	18	21	51
2001....	8.27	3-1	18	0	0	0/0	0	20.2	30	22	19	9	22
TOTALS..	4.71	11-3	44	1	0	0/0	1	70.2	81	41	37	30	73

Career statistics for: Jeff Phelps

Year	AVG	GP-GS	AB	R	H	2B	3B	HR	RBI	BB	SO	SB-ATT
1998....	.348	51-40	155	33	54	10	2	5	39	26	31	7-9
1999....	.302	47-27	106	34	32	10	1	3	30	26	25	0-1
2000....	.362	59-59	224	54	81	17	4	8	60	38	37	3-4
2001....	.302	47-44	179	24	54	19	1	1	29	10	27	4-7
TOTALS..	.333	204-170	664	145	221	56	8	17	158	100	120	14-21

Career statistics for: Mel Stocker

Year	AVG	GP-GS	AB	R	H	2B	3B	HR	RBI	BB	SO	SB-ATT
2000....	.344	49-27	122	38	42	3	4	1	26	21	14	8-10
2001....	.245	49-33	106	32	26	3	1	0	15	23	13	18-20
TOTALS..	.298	98-60	228	70	68	6	5	1	41	44	27	26-30

Career statistics for: Jon Switzer

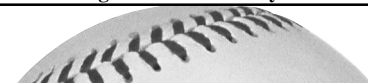
Year	ERA	W-L	APP	GS	CG	SHO/CBO	SV	IP	H	R	ER	BB	SO
1999....	4.12	7-4	25	9	0	0/0	0	87.1	89	47	40	29	78
2000....	3.89	11-3	22	19	2	0/2	0	115.2	99	60	50	46	121
2001....	3.75	5-5	18	17	1	0/0	0	96.0	89	50	40	41	124
TOTALS..	3.91	23-12	65	45	3	0/2	0	299.0	277	157	130	116	323

Career statistics for: Dennis Wyrick

Year	AVG	GP-GS	AB	R	H	2B	3B	HR	RBI	BB	SO	SB-ATT
2000....	.317	53-51	161	42	51	2	2	0	29	19	31	4-6
2001....	.368	49-43	163	30	60	8	0	0	27	21	27	3-5
TOTALS..	.343	102-94	324	72	111	10	2	0	56	40	58	7-11



Sun Devil Baseball 2001



ASU's No. 1 Starting Pitcher #23 Mike Esposito Career Game-by-Game Breakdown

Date	Opponent	GS	IP	H	R	ER	BB	SO	2B	3B	HR	WP	BK	HBP	DP	IBB	Score	W-L	SV	ERA
Jan 21, 2000	Univ. of Utah	*	5.0	4	2	2	3	7	1	0	0	0	0	0	0	0	13-2	1-0	0	3.60
Jan 28, 2000	Florida Atlantic	*	4.0	4	4	3	3	7	0	1	0	0	0	0	0	0	30-4	1-0	0	5.00
Totals		2	9.0	8	6	5	6	14	1	1	0	0	0	0	0	0	43-6	1-0	0	5.00
Feb 03, 2001	Southern Utah		1.0	3	2	2	1	1	0	0	0	0	0	0	0	0	11-2	0-0	0	18.00
Feb 10, 2001	Duke-1		2.0	0	0	0	0	2	0	0	0	0	0	0	0	0	12-5	0-0	0	6.00
Feb 17, 2001	Creighton		2.0	1	1	1	1	2	1	0	0	0	0	0	0	0	15-2	0-0	0	5.40
Mar 04, 2001	LSU	*	2.0	3	1	1	3	2	0	0	0	0	0	0	0	0	5-5	0-0	0	5.14
Mar 10, 2001	South Florida	*	3.1	5	3	3	0	3	0	0	2	0	0	1	0	0	10-3	1-0	0	6.10
Mar 17, 2001	at California	*	7.0	4	2	2	0	6	0	0	1	1	0	0	0	0	4-2	1-0	0	4.67
Mar 25, 2001	at Oregon State	*	4.1	2	2	2	3	6	0	0	0	0	0	0	0	0	1-4	1-1	0	4.57
Mar 30, 2001	Stanford	*	6.0	8	5	5	3	6	1	1	0	0	0	1	0	0	2-6	1-2	0	5.20
Apr 08, 2001	at USC	*	5.2	5	1	1	3	3	0	0	0	1	0	1	0	0	11-1	2-2	0	4.59
Apr 13, 2001	Washington State	*	4.0	7	3	3	1	2	0	0	1	1	0	1	0	0	4-3	2-2	0	4.82
Apr 18, 2001	at Oklahoma	*	5.0	3	2	1	2	6	0	0	0	0	0	2	0	0	5-3	2-2	0	4.46
Apr 27, 2001	Arizona	*	6.0	8	1	1	0	6	1	0	0	0	0	0	0	0	7-4	3-2	0	4.10
May 02, 2001	at Tennessee	*	6.0	2	0	0	3	6	0	0	0	0	0	0	0	0	15-1	4-2	0	3.64
May 12, 2001	at Washington	*	4.1	5	5	4	3	2	0	1	2	1	0	0	0	0	11-6	4-2	0	3.99
May 18, 2001	UCLA	*	5.0	5	3	3	0	6	2	0	0	1	0	1	0	0	7-3	5-2	0	4.10
Totals		12	63.2	61	31	29	23	59	5	2	6	5	0	7	0	0	120-50	5-2	0	4.10

Career statistics for: Mike Esposito

Year	ERA	W	L	APP	GS	CG	SHO	CBO	SV	IP	H	R	ER	BB	SO	2B	3B	HR	BF	B/Avg	WP	HBP
2000	5.00	1	0	2	2	0	0	0	0	9.0	8	6	5	6	14	1	1	0	40	.235	0	0
2001	4.10	5	2	15	12	0	0	0	0	63.2	61	31	29	23	59	5	2	6	277	.254	5	7
TOTALS	4.21	6	2	17	14	0	0	0	0	72.2	69	37	34	29	73	6	3	6	317	.252	5	7

Esposito's Season and Career Highs:

Category	2001 Best	Career Best (last)
Innings	7.0 (Cal; 3/17)	7.0 (Cal; 3/17/01)
Runs Allowed	5 - 2x (UW; 5/12)	5 - 2x (UW; 5/12/01)
ER Allowed	5 (STAN; 3/30)	5 (STAN; 3/30/01)
K's	6 - 7x (UCLA; 5/18)	7 - 2x (FAU; 1/28/00)
BB	3 - 3x (STAN; 3/30)	3 - 4x (STAN; 3/30)
Hits Allowed	8 (STAN; 3/30)	8 (STAN; 3/30/01)
WP	1 (Cal; 3/17)	1 (Cal; 3/17/01)
HBP	2 (OKLA; 4/18)	2 (OKLA; 4/18)

Esposito's 2001 Season Pitching Breakdown:

	ERA	W-L	S	IP	H	R	ER	BB	SO
Jan/Feb	5.40	0-0	0	5.0	4	3	3	2	5
March	5.16	1-2	0	22.2	22	13	13	9	23
April	2.61	2-0	0	20.2	23	7	6	6	17
May	4.11	2-0	0	15.1	12	8	7	6	14
Home	5.46	3-1	0	31.1	40	19	19	9	30
Away	2.78	2-1	0	32.1	21	12	10	14	29
Pac-10	4.46	3-2	0	42.1	44	22	21	13	37
Non-Conf.	3.38	2-0	0	21.1	17	9	8	10	22
In Win	3.68	5-0	0	51.1	48	23	21	14	45
In Loss	6.10	0-2	0	10.1	10	7	7	6	12
Starts	3.99	5-2	0	58.2	57	28	26	21	54
Relief	5.40	0-0	0	5.0	4	3	3	2	5



Sun Devil Baseball 2001

ASU's No. 2 Starting Pitcher #55 Jon Switzer Game-by-Game Breakdown (2000-2001)

Date	Opponent	GS	IP	H	R	ER	BB	SO	2B	3B	HR	WP	BK	HBP	DP	IBB	Score	W-L	SV	ERA
Jan 23, 2000	Univ. of Utah	*	7.0	3	1	1	0	9	1	0	1	0	0	1	0	0	9-1	1-0	0	1.29
Jan 30, 2000	Florida Atlantic	*	5.0	5	1	1	2	3	0	0	0	0	0	0	0	0	3-2	2-0	0	1.50
Feb 04, 2000	Florida State	*	7.0	5	2	1	1	6	2	0	0	0	0	3	0	0	10-11	2-0	0	1.42
Feb 11, 2000	Duke University	*	7.0	2	0	0	1	6	1	0	0	1	0	0	0	0	12-0	3-0	0	1.04
Feb 20, 2000	at Louisiana State	*	9.0	4	2	1	5	5	1	0	1	0	0	2	0	0	6-2	4-0	0	1.03
Feb 26, 2000	New Mexico	*	5.0	5	5	5	3	9	0	0	2	0	0	1	0	0	9-7	4-0	0	2.03
Mar 03, 2000	Arizona	*	3.1	8	7	5	1	6	0	0	2	0	0	0	0	0	9-7	4-0	0	2.91
Mar 10, 2000	Oklahoma	*	5.2	3	3	1	4	6	0	0	0	0	0	2	0	0	11-5	5-0	0	2.76
Mar 16, 2000	Univ. of Maine	*	7.0	2	1	1	4	10	1	0	1	0	0	0	0	0	16-1	6-0	0	2.57
Mar 24, 2000	at California	*	6.1	2	2	2	5	6	1	0	1	0	0	0	0	0	6-4	6-0	0	2.60
Mar 31, 2000	Stanford	*	8.1	6	5	5	2	6	1	0	2	0	0	1	0	0	1-5	6-1	0	2.93
Apr 07, 2000	Oregon State	*	8.0	6	0	0	3	10	1	0	0	0	0	2	0	0	1-0	7-1	0	2.63
Apr 14, 2000	at Washington State	*	6.0	8	2	2	3	5	3	0	0	0	0	1	0	0	24-3	8-1	0	2.66
Apr 20, 2000	UCLA	*	3.2	9	8	8	0	4	3	0	2	0	0	2	0	0	10-8	8-1	0	3.36
Apr 25, 2000	at Oklahoma	*	2.0	2	1	1	0	3	1	0	0	0	0	1	0	0	20-6	8-1	0	3.39
Apr 28, 2000	at Southern California	*	9.0	4	1	1	6	10	0	0	0	0	0	2	0	0	3-1	9-1	0	3.17
May 12, 2000	Washington	*	4.0	1	0	0	1	2	1	0	0	0	0	1	0	0	25-5	10-1	0	3.05
May 14, 2000	Washington	*	1.1	2	1	1	0	1	0	0	0	0	0	0	0	0	13-2	10-1	0	3.10
May 19, 2000	at Arizona	*	3.1	8	9	7	3	6	2	0	1	0	0	2	0	0	11-19	10-2	0	3.58
May 21, 2000	at Arizona	*	2.1	4	1	0	1	3	1	0	0	0	0	0	0	0	24-10	11-2	0	3.51
May 26, 2000	Miami (Ohio)	*	3.0	2	1	1	1	4	0	0	0	0	0	2	0	0	15-7	11-2	0	3.49
May 28, 2000	at University of Texas	*	2.1	8	7	6	0	1	2	0	1	0	0	0	0	0	7-9	11-3	0	3.89
Totals			19	115.2	99	60	50	46	121	22	0	14	1	0	23	0	245-115	11-3	0	3.89
Jan 26, 2001	Texas-Arlington	*	5.1	5	3	3	4	6	1	0	0	1	0	0	0	0	3-5	0-0	0	5.06
Feb 02, 2001	Southern Utah	*	5.0	1	0	0	1	13	0	0	0	0	0	0	0	0	10-2	1-0	0	2.61
Feb 09, 2001	Duke	*	8.0	5	1	0	1	11	0	0	0	0	0	0	0	0	8-1	2-0	0	1.47
Feb 16, 2001	Creighton	*	7.0	2	1	0	3	11	1	0	0	0	0	1	0	0	23-1	3-0	0	1.07
Feb 23, 2001	at Cal State Fullerton	*	5.0	8	3	3	1	9	1	1	0	0	0	0	0	0	5-3	3-0	0	1.78
Mar 02, 2001	LSU	*	5.2	5	7	2	3	6	2	0	1	1	0	1	0	0	11-12	3-0	0	2.00
Mar 09, 2001	South Florida	*	3.2	6	5	5	6	4	1	0	1	0	0	0	0	0	16-5	3-0	0	2.95
Mar 16, 2001	at California	*	4.0	4	4	2	2	3	2	0	0	1	0	1	0	0	7-4	3-0	0	3.09
Mar 24, 2001	at Oregon State	*	9.0	8	2	2	3	10	1	0	0	0	0	0	0	0	10-2	4-0	0	2.91
Mar 31, 2001	Stanford	*	8.1	5	4	4	4	3	0	0	0	1	0	1	0	1	2-5	4-1	0	3.10
Apr 07, 2001	at USC	*	6.0	8	3	3	1	6	0	1	0	1	0	1	0	0	1-5	4-2	0	3.22
Apr 12, 2001	Washington State	*	8.0	6	1	1	1	13	1	0	0	2	1	3	0	0	1-2	4-2	0	3.00
Apr 17, 2001	at New Mexico State	*	0.0	4	6	6	1	0	0	0	2	0	0	1	0	0	16-19	4-3	0	3.72
Apr 23, 2001	Gonzaga	*	4.0	6	3	2	1	5	1	1	0	1	0	0	0	0	7-6	4-3	0	3.76
Apr 28, 2001	Arizona	*	4.0	7	3	3	3	4	1	0	1	0	0	1	0	0	1-3	4-4	0	3.90
May 02, 2001	at Tennessee	*	1.0	0	0	0	1	1	0	0	0	1	0	1	0	0	15-1	4-4	0	3.86
May 13, 2001	at Washington	*	5.0	5	2	2	2	7	2	0	0	0	0	0	0	0	7-3	5-4	0	3.84
May 19, 2001	UCLA	*	7.0	4	2	2	3	12	1	0	0	1	1	0	0	0	1-3	5-5	0	3.75
Totals			17	96.0	89	50	40	41	124	15	3	5	10	2	11	0	144-82	5-5	0	3.75

Career statistics for: Jon Switzer

Year	ERA	W	L	APP	GS	CG	SHO	CBO	SV	IP	H	R	ER	BB	SO	2B	3B	HR	BF	B/Avg	WP	HBP
1999	4.12	7	4	25	9	0	0	0	0	87.1	89	47	40	29	78	8	2	10	387	.263	2	13
2000	3.89	11	3	22	19	2	0	2	0	115.2	99	60	50	46	121	22	0	14	511	.228	1	23
2001	3.75	5	5	18	17	1	0	0	0	96.0	89	50	40	41	124	15	3	5	418	.249	10	11
TOTALS	3.91	23	12	65	45	3	0	2	0	299.0	277	157	130	116	323	45	5	29	1316	.245	13	47

Switzer's Season and Career Highs:

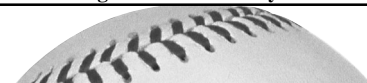
Category	2001 Best	Career Best (last)
Innings	9.0 (OSU; 3/24)	9.0 - 3x (OSU; 3/24/01)
Runs Allowed	7 (LSU; 3/2)	9 (Arizona; 5/19/00)
ER Allowed	7 (LSU; 3/2)	8 (UCLA; 4/20/00)
K's	13 - 2x (WSU; 4/12)	13 - 2x (WSU; 4/12/01)
BB	6 (USF; 3/9)	6 - 2x (USF; 3/09/01)
Hits Allowed	8 (USC; 4/7)	13 (FSU; 2/7/99)
WP	1 (5 times)	3 - 3x (Duke; 2/11/00)
HBP	3 (WSU; 4/12)	3 - 4x (WSU; 4/12/01)

Switzer's 2001 Season Pitching Breakdown:

	ERA	W-L	S	IP	H	R	ER	BB	SO
Jan/Feb	1.78	3-0	0	30.1	21	8	6	10	50
March	4.40	1-1	0	30.2	28	22	15	18	26
April	6.14	0-3	0	22.0	31	16	15	7	28
May	2.77	1-1	0	13.0	9	4	4	6	20
Home	3.00	3-3	0	66.0	52	30	22	30	88
Away	5.40	2-2	0	30.0	37	20	18	11	36
Pac-10	3.33	2-4	0	51.1	47	21	19	19	58
Non-Conf.	4.23	3-1	0	44.2	42	29	21	22	66
In Win	2.79	5-0	0	51.2	45	21	16	21	74
In Loss	4.87	0-5	0	44.1	44	29	24	20	50



Sun Devil Baseball 2001



ASU's No. 3 Starting Pitcher #25 Eric Doble Game-by-Game Breakdown (2000-2001)

Date	Opponent	GS	IP	H	R	ER	BB	SO	2B	3B	HR	WP	BK	HBP	DP	IBB	Score	W-L	SV	ERA
Jan 21, 2000	Univ. of Utah		1.0	2	0	0	0	1	0	0	0	0	0	0	0	0	13-2	0-0	0	0.00
Jan 27, 2000	Brigham Young		2.0	1	1	1	1	2	0	0	1	0	0	0	0	0	8-7	0-0	0	3.00
Feb 05, 2000	Florida State		4.0	2	0	0	1	2	0	0	0	0	0	0	0	0	15-9	0-0	1	1.29
Feb 13, 2000	Duke University		1.0	1	0	0	0	1	0	0	0	0	0	0	0	0	10-1	0-0	1	1.12
Feb 18, 2000	at Louisiana State		1.0	4	4	4	0	0	1	0	0	0	0	1	0	0	4-8	0-1	1	5.00
Feb 26, 2000	New Mexico		1.0	1	1	1	1	1	0	0	0	0	0	0	0	0	9-7	0-1	1	5.40
Mar 05, 2000	Arizona		0.2	3	3	3	0	1	0	0	2	0	0	0	0	0	14-8	0-1	1	7.59
Mar 10, 2000	Oklahoma		2.2	1	0	0	0	5	0	0	0	0	0	0	0	0	11-5	0-1	2	6.08
Mar 11, 2000	Oklahoma		1.2	1	1	0	0	2	1	0	0	1	0	0	0	0	6-5	1-1	2	5.40
Mar 12, 2000	Oklahoma		0.2	0	0	0	0	1	0	0	0	0	0	0	0	0	4-5	1-1	2	5.17
Mar 14, 2000	Cal State Fullerton		2.2	1	0	0	2	6	0	0	0	0	0	0	0	0	4-5	1-1	2	4.42
Mar 18, 2000	Univ. of Maine-2		1.0	0	0	0	0	1	0	0	0	0	0	0	0	0	24-0	1-1	2	4.19
Mar 24, 2000	at California		1.2	2	0	0	1	1	0	0	0	0	0	0	0	0	6-4	2-1	2	3.86
Mar 25, 2000	at California		2.1	1	0	0	1	0	0	0	0	0	0	0	0	0	4-2	2-1	3	3.47
Apr 01, 2000	Stanford		2.1	1	0	0	0	3	0	0	0	0	0	0	0	0	10-6	3-1	3	3.16
Apr 02, 2000	Stanford		2.1	2	1	1	1	2	1	0	0	1	0	0	0	0	11-6	3-1	3	3.21
Apr 07, 2000	Oregon State		1.0	0	0	0	0	1	0	0	0	0	0	0	0	0	1-0	3-1	4	3.10
Apr 09, 2000	Oregon State		4.0	6	3	3	1	6	2	0	2	0	0	0	0	0	8-7	3-1	5	3.55
Apr 15, 2000	at Washington State		1.0	0	0	0	0	1	0	0	0	0	0	0	0	0	3-1	3-1	6	3.44
Apr 16, 2000	at Washington State		2.0	3	0	0	0	3	1	0	0	0	0	0	0	0	14-8	3-1	6	3.25
Apr 20, 2000	UCLA		1.0	2	0	0	0	1	0	0	0	0	0	0	0	0	10-8	3-1	7	3.16
Apr 25, 2000	at Oklahoma		2.0	4	1	1	0	3	1	0	0	0	0	0	0	0	20-6	3-1	7	3.23
May 13, 2000	Washington		1.0	0	0	0	0	1	0	0	0	0	0	0	0	0	17-5	3-1	7	3.15
May 14, 2000	Washington		1.0	0	0	0	0	1	0	0	0	0	0	0	0	0	13-2	3-1	7	3.07
May 21, 2000	at Arizona		4.0	7	3	3	2	4	0	0	1	1	0	0	0	0	24-10	3-1	8	3.40
May 27, 2000	at University of Texas		0.1	0	0	0	1	1	0	0	0	0	0	0	0	0	3-1	3-1	9	3.38
May 28, 2000	at University of Texas		5.2	5	2	2	2	7	1	0	0	2	0	0	0	0	7-9	3-1	9	3.35
Totals		0	51.0	50	20	19	14	58	8	0	6	5	0	1	0	0	273-137	3-1	9	3.35
Jan 26, 2001	Texas-Arlington		1.0	4	2	2	0	2	0	0	0	0	0	0	0	0	3-5	0-1	0	18.00
Feb 03, 2001	Southern Utah		2.0	0	0	0	0	2	0	0	0	0	0	1	0	0	11-2	0-1	0	6.00
Feb 04, 2001	Southern Utah		1.1	5	3	3	0	3	0	0	0	0	0	0	0	0	6-5	0-1	0	10.38
Feb 10, 2001	Duke-1		1.2	3	3	3	1	1	0	0	0	0	0	0	0	0	12-5	0-1	0	12.00
Feb 10, 2001	Duke-2		4.0	2	0	0	1	5	0	0	0	0	0	0	0	0	9-0	0-1	1	7.20
Feb 13, 2001	New Mexico State		1.0	1	0	0	0	1	0	0	0	0	0	0	0	0	16-2	0-1	1	6.55
Feb 17, 2001	Creighton		1.0	1	0	0	0	1	0	0	0	0	0	0	0	0	15-2	0-1	1	6.00
Feb 17, 2001	Saint Mary's		0.1	0	0	0	1	0	0	0	0	1	0	0	0	0	4-6	0-1	1	5.84
Mar 02, 2001	LSU		0.1	2	2	2	1	0	1	0	1	0	0	0	0	0	11-12	0-2	1	7.11
Mar 04, 2001	LSU		1.0	0	0	0	2	1	0	0	0	1	0	0	0	0	5-5	0-2	1	6.59
Apr 09, 2001	at Cal State Fullerton		0.0	2	2	2	1	0	2	0	0	0	0	0	0	1	6-13	0-2	1	7.90
Apr 24, 2001	Gonzaga	*	5.0	3	0	0	0	9	1	0	0	0	0	0	0	0	9-1	1-2	1	5.79
Apr 29, 2001	Arizona	*	3.0	6	3	3	2	3	1	0	0	0	0	0	0	0	6-5	1-2	1	6.23
May 02, 2001	at Tennessee		1.0	0	0	0	0	1	0	0	0	0	0	0	0	0	15-1	1-2	1	5.96
May 14, 2001	at Washington	*	6.0	5	1	1	2	4	0	0	1	1	0	0	0	0	17-1	2-2	1	5.02
May 20, 2001	UCLA	*	5.0	5	3	3	2	4	1	0	0	1	0	0	0	0	12-9	3-2	1	5.08
Totals		4	33.2	39	19	19	13	37	6	0	2	4	0	1	0	1	157-74	3-2	1	5.08

Career Statistics For Eric Doble:

Year	ERA	W	L	APP	GS	CG	SHO	CBO	SV	IP	H	R	ER	BB	SO	2B	3B	HR	BF	B/Avg	WP	HBP
1999	8.69	0	2	16	3	0	0	1	0	29.0	43	35	28	23	30	10	1	2	153	.341	12	2
2000	3.35	3	1	27	0	0	0	2	9	51.0	50	20	19	14	58	8	0	6	213	.259	5	1
2001	5.08	3	2	16	4	0	0	1	1	33.2	39	19	19	13	37	6	0	2	155	.279	4	1
TOTALS	5.23	6	5	59	7	0	0	4	10	113.2	132	74	66	50	125	24	1	10	521	.288	21	4

Doble's Season and Career Highs:

Category	2001 Best	Career Best (last)
Innings	6.0 (Washington; 5/14)	6.0 (UW; 5/14/01)
Runs Allowed	3 - 2x (Duke; 2/10)	8 (USC; 4/24/99)
ER Allowed	3 - 2x (Duke; 2/10)	8 (USC; 4/24/99)
K's	9 (Gonzaga; 4/24)	9 (Gonzaga; 4/24/01)
BB	2 - 3x (UW; 5/14)	4 - 2x (Arizona; 5/14/99)
Hits Allowed	6 (Arizona; 4/29)	8 (Grand Canyon; 3/23/99)
WP	1 - 3x (UW; 5/14)	2 - 4x (Texas; 5/28/00)
HBP	None	1 - 2x (Cal; 3/28/99)

Doble's 2001 Season Pitching Breakdown:

	ERA	W-L	S	IP	H	R	ER	BB	SO
Jan/Feb	5.84	0-1	1	12.1	16	8	8	3	15
March	13.50	0-1	0	1.1	2	2	2	3	1
April	5.62	1-0	0	8.0	11	5	5	3	12
May	3.00	2-0	0	12.0	10	4	4	4	9
Home	5.40	2-2	1	26.2	32	16	16	10	32
Away	3.86	1-0	0	7.0	7	3	3	3	5
Pac-10	4.50	2-0	0	14.0	16	7	7	6	11
Non-Conf.	5.49	1-2	1	19.2	23	12	12	7	26
In Win	3.77	3-0	1	31.0	31	13	13	8	34
In Loss	32.40	0-2	0	1.2	8	6	6	3	2
Starts	3.32	3-0	0	19.0	19	7	7	6	20
Relief	7.36	0-2	1	14.2	20	12	12	7	17

